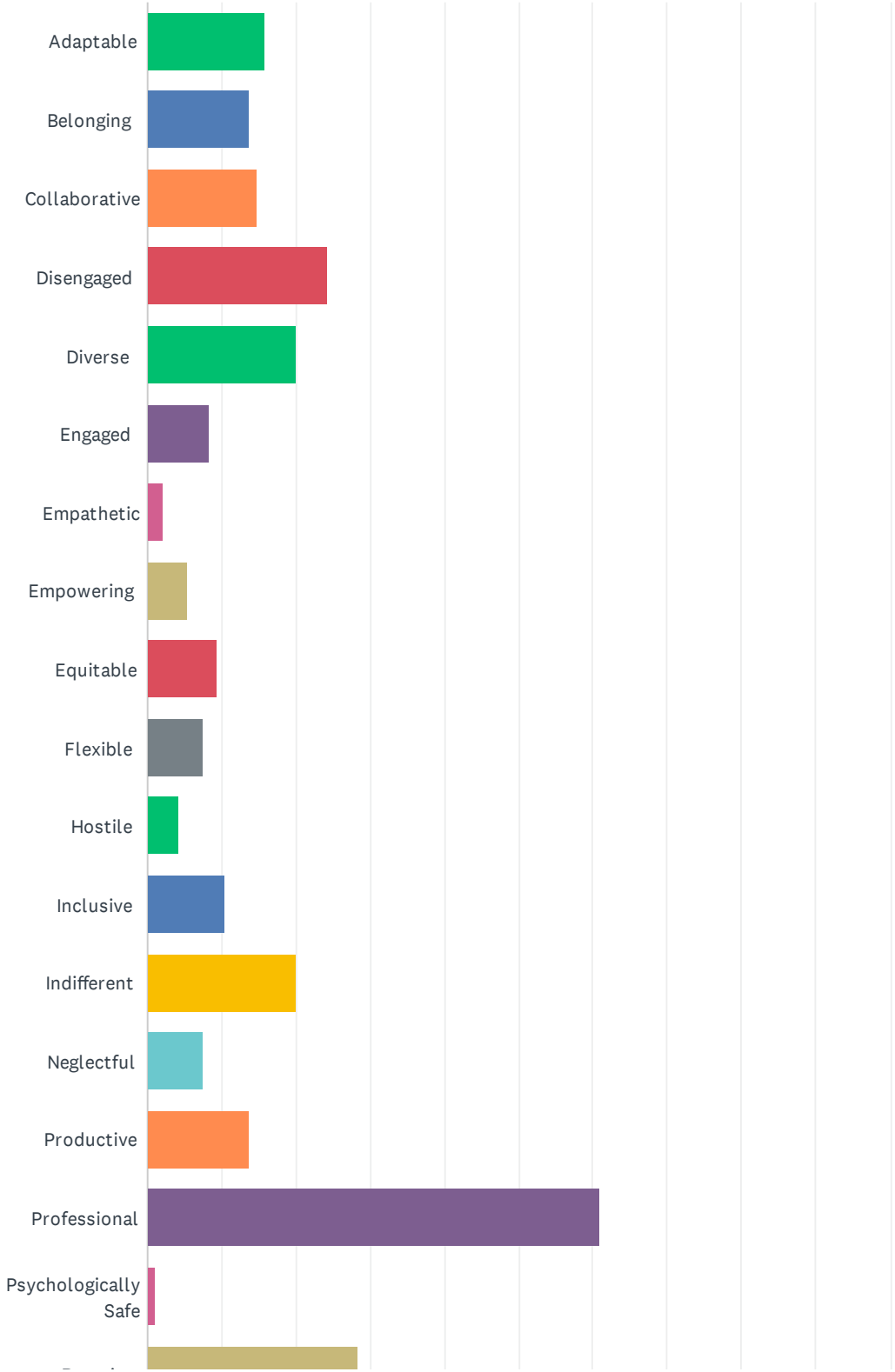
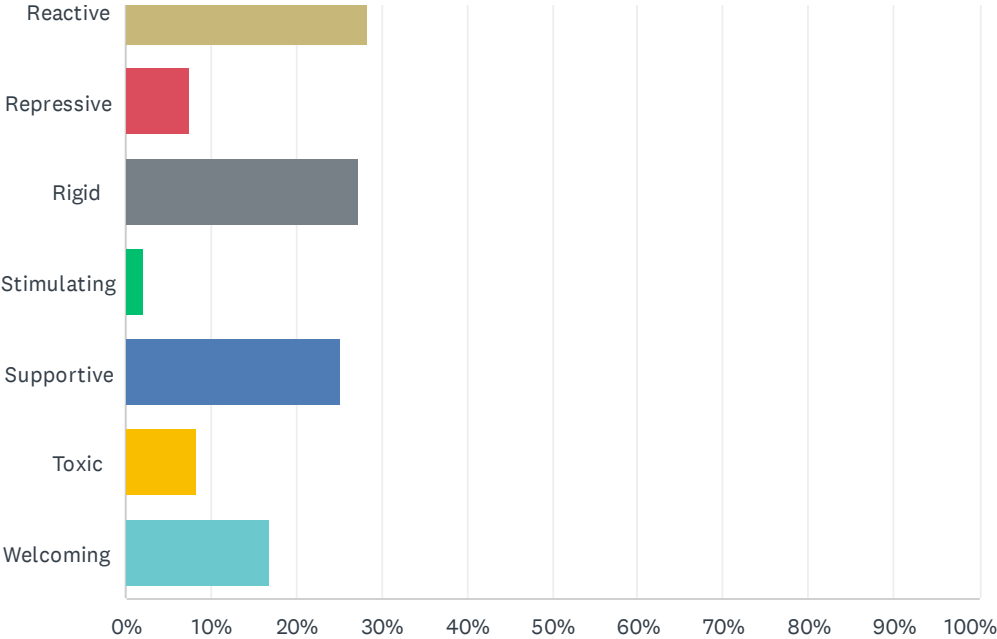


Q1 Please reflect on your feelings and experiences of the agency culture. How would you characterize the culture of the agency? Choose up to four answers.

Answered: 95 Skipped: 0



Office of Culture & Engagement- Culture Survey for the Agency

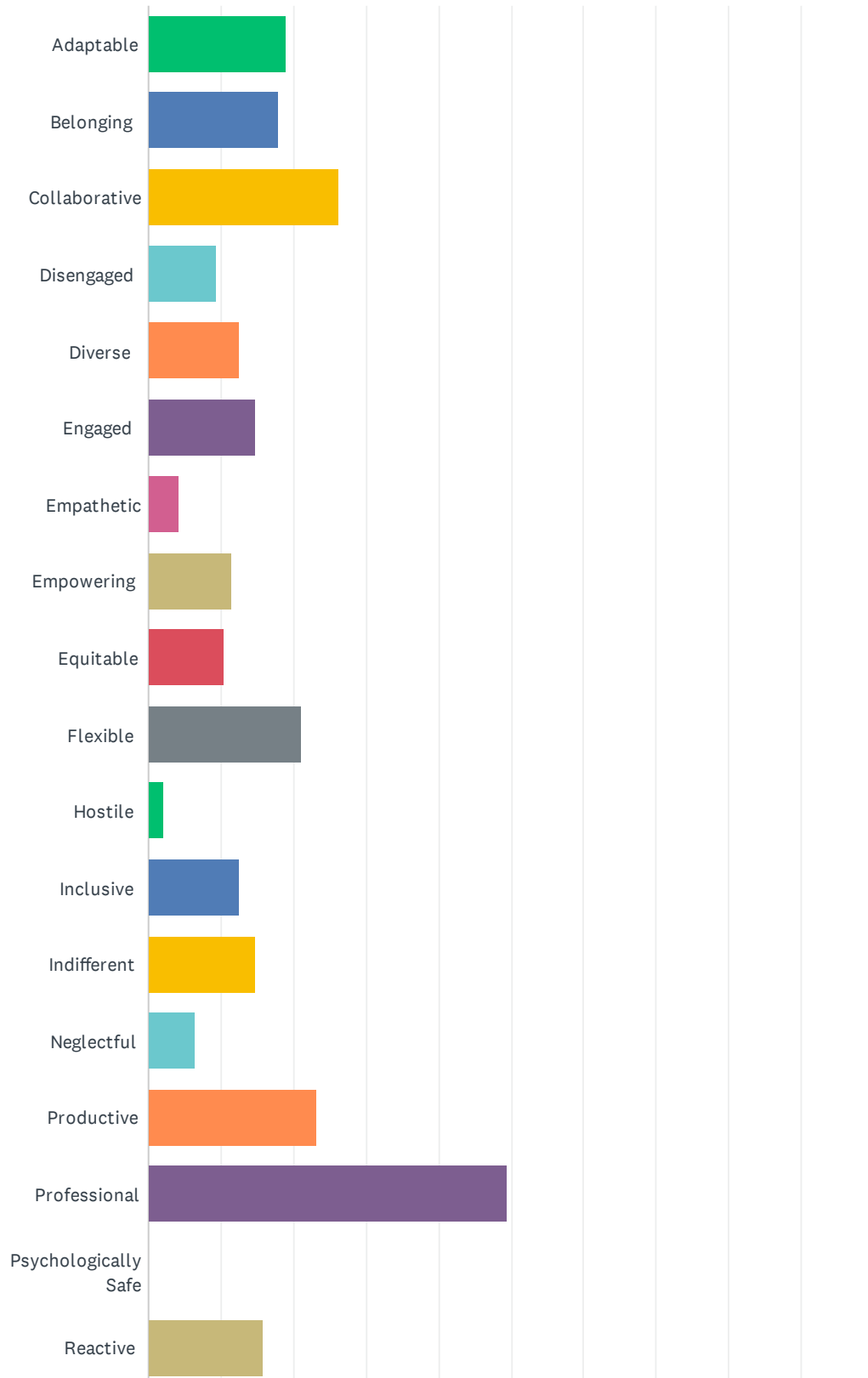


Office of Culture & Engagement- Culture Survey for the Agency

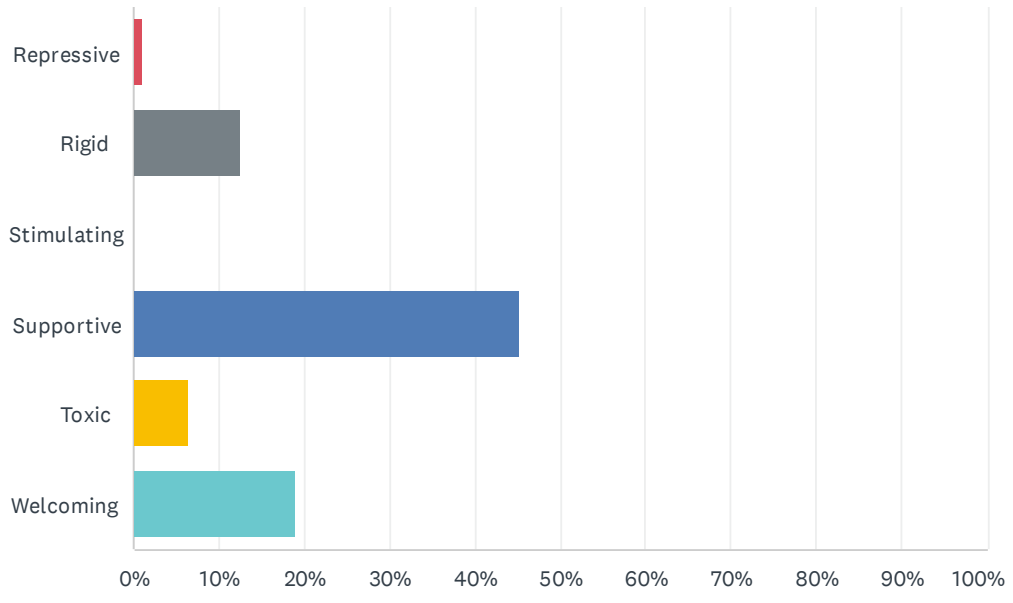
ANSWER CHOICES	RESPONSES	
Adaptable	15.79%	15
Belonging	13.68%	13
Collaborative	14.74%	14
Disengaged	24.21%	23
Diverse	20.00%	19
Engaged	8.42%	8
Empathetic	2.11%	2
Empowering	5.26%	5
Equitable	9.47%	9
Flexible	7.37%	7
Hostile	4.21%	4
Inclusive	10.53%	10
Indifferent	20.00%	19
Neglectful	7.37%	7
Productive	13.68%	13
Professional	61.05%	58
Psychologically Safe	1.05%	1
Reactive	28.42%	27
Repressive	7.37%	7
Rigid	27.37%	26
Stimulating	2.11%	2
Supportive	25.26%	24
Toxic	8.42%	8
Welcoming	16.84%	16
Total Respondents: 95		

## Q2 How would you characterize the culture of your division/district? Choose up to four answers.

Answered: 95 Skipped: 0



# Office of Culture & Engagement- Culture Survey for the Agency

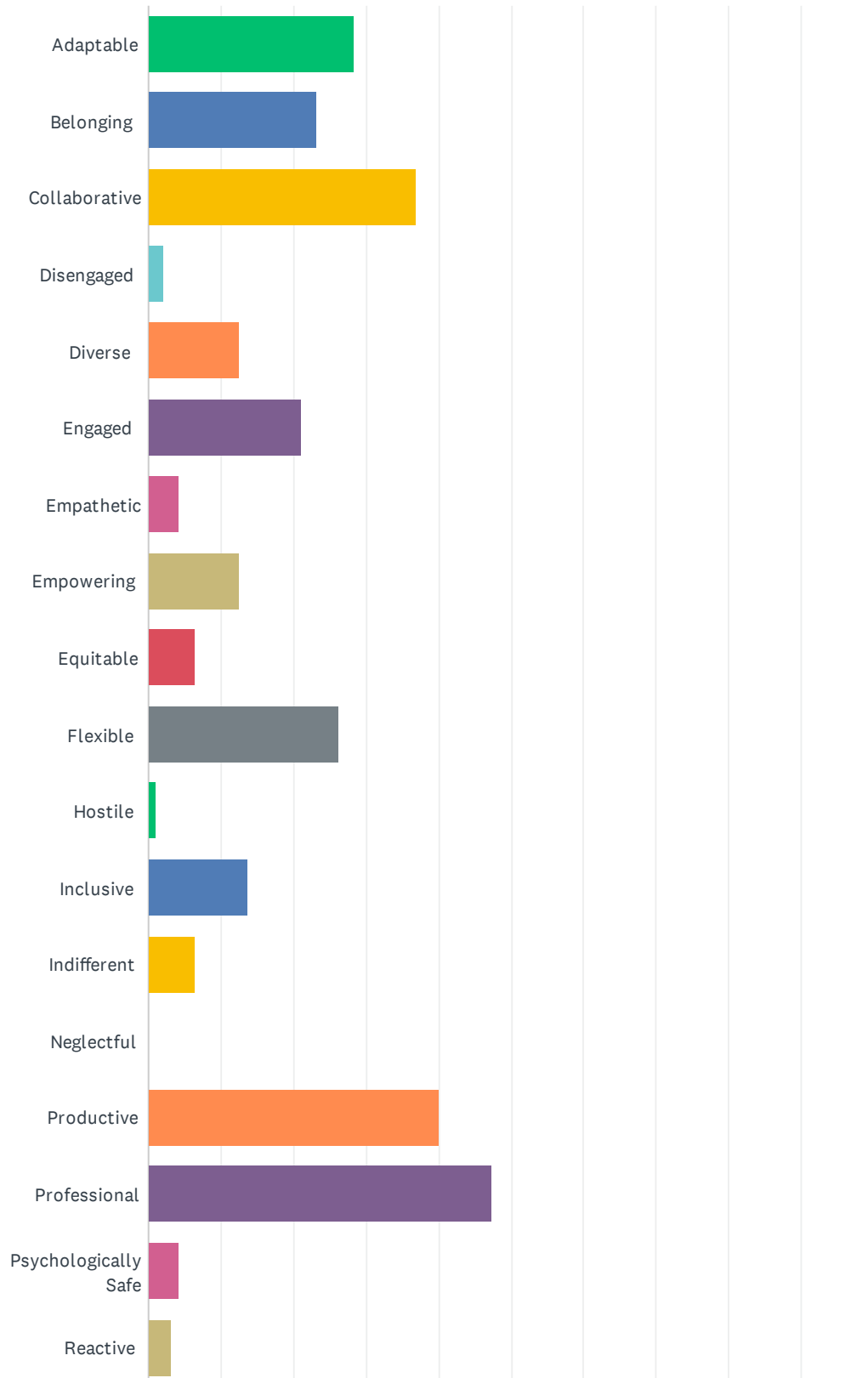


Office of Culture & Engagement- Culture Survey for the Agency

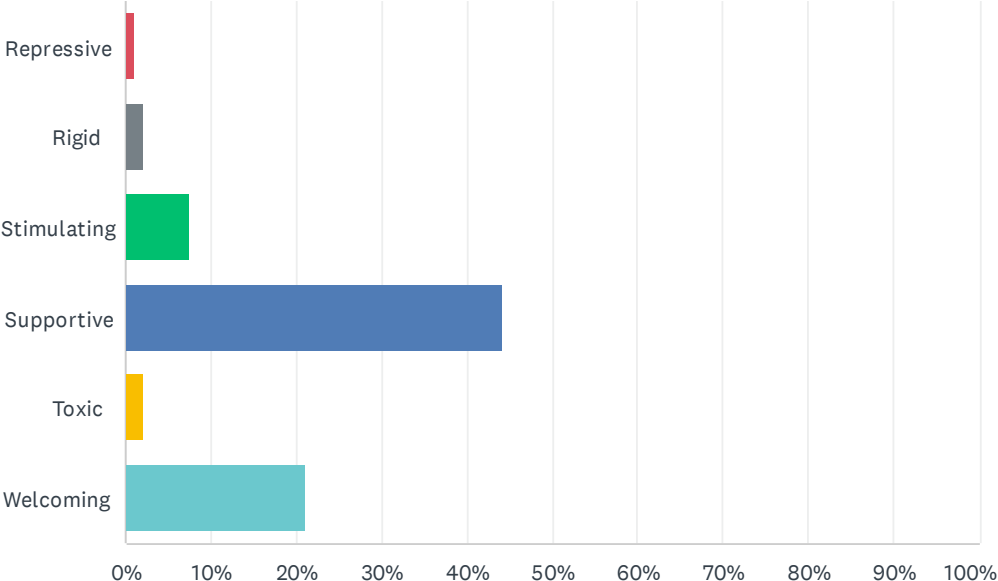
ANSWER CHOICES	RESPONSES	
Adaptable	18.95%	18
Belonging	17.89%	17
Collaborative	26.32%	25
Disengaged	9.47%	9
Diverse	12.63%	12
Engaged	14.74%	14
Empathetic	4.21%	4
Empowering	11.58%	11
Equitable	10.53%	10
Flexible	21.05%	20
Hostile	2.11%	2
Inclusive	12.63%	12
Indifferent	14.74%	14
Neglectful	6.32%	6
Productive	23.16%	22
Professional	49.47%	47
Psychologically Safe	0.00%	0
Reactive	15.79%	15
Repressive	1.05%	1
Rigid	12.63%	12
Stimulating	0.00%	0
Supportive	45.26%	43
Toxic	6.32%	6
Welcoming	18.95%	18
Total Respondents: 95		

### Q3 How would you characterize the culture of your section/unit/team/detachment? Choose up to four answers.

Answered: 95 Skipped: 0



Office of Culture & Engagement- Culture Survey for the Agency



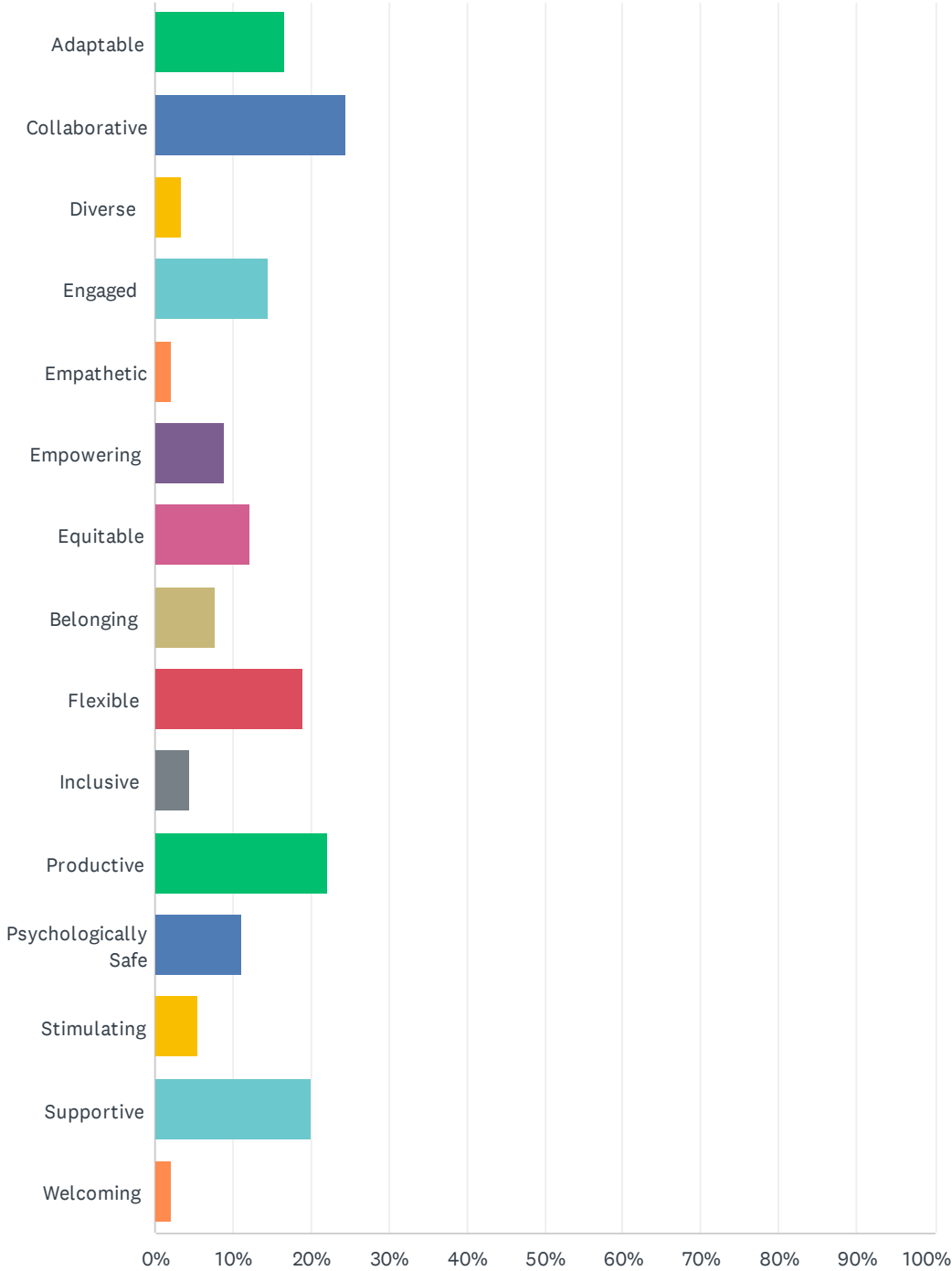


Office of Culture & Engagement- Culture Survey for the Agency

ANSWER CHOICES	RESPONSES	
Adaptable	28.42%	27
Belonging	23.16%	22
Collaborative	36.84%	35
Disengaged	2.11%	2
Diverse	12.63%	12
Engaged	21.05%	20
Empathetic	4.21%	4
Empowering	12.63%	12
Equitable	6.32%	6
Flexible	26.32%	25
Hostile	1.05%	1
Inclusive	13.68%	13
Indifferent	6.32%	6
Neglectful	0.00%	0
Productive	40.00%	38
Professional	47.37%	45
Psychologically Safe	4.21%	4
Reactive	3.16%	3
Repressive	1.05%	1
Rigid	2.11%	2
Stimulating	7.37%	7
Supportive	44.21%	42
Toxic	2.11%	2
Welcoming	21.05%	20
Total Respondents: 95		

### Q4 From the options below, which would you like to see more of in our agency? Choose up to two answers.

Answered: 90 Skipped: 5



Office of Culture & Engagement- Culture Survey for the Agency

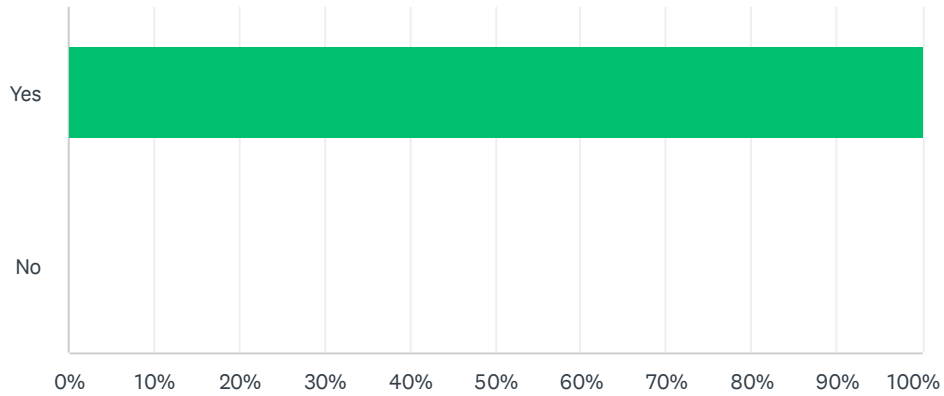
ANSWER CHOICES	RESPONSES	
Adaptable	16.67%	15
Collaborative	24.44%	22
Diverse	3.33%	3
Engaged	14.44%	13
Empathetic	2.22%	2
Empowering	8.89%	8
Equitable	12.22%	11
Belonging	7.78%	7
Flexible	18.89%	17
Inclusive	4.44%	4
Productive	22.22%	20
Psychologically Safe	11.11%	10
Stimulating	5.56%	5
Supportive	20.00%	18
Welcoming	2.22%	2
Total Respondents: 90		

## Q5 What suggestions do you have to improve the culture in the agency?

Answered: 95 Skipped: 0

## Q6 Are you a Supervisor?

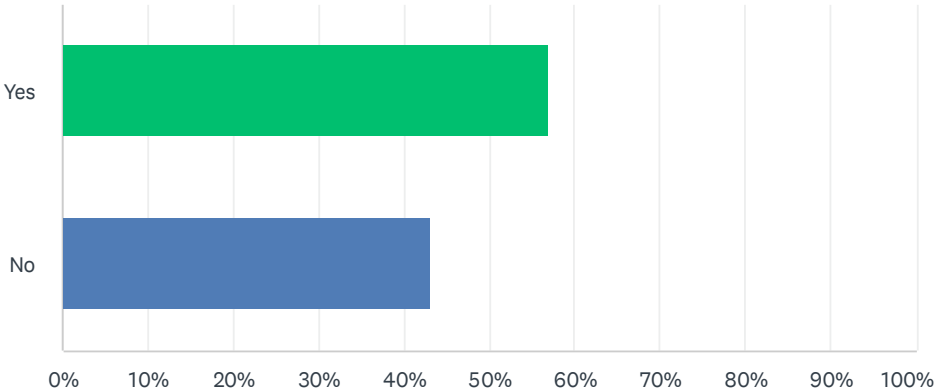
Answered: 95 Skipped: 0



ANSWER CHOICES	RESPONSES	
Yes	100.00%	95
No	0.00%	0
TOTAL		95

### Q7 Are you commissioned?

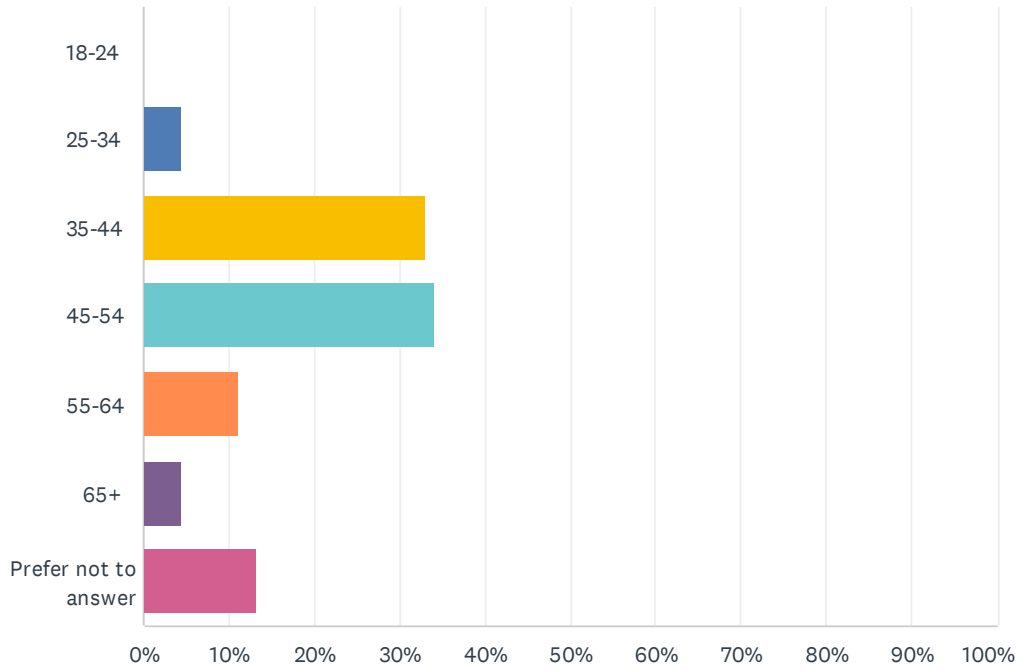
Answered: 95 Skipped: 0



ANSWER CHOICES	RESPONSES	
Yes	56.84%	54
No	43.16%	41
TOTAL		95

## Q8 Please share your age range.

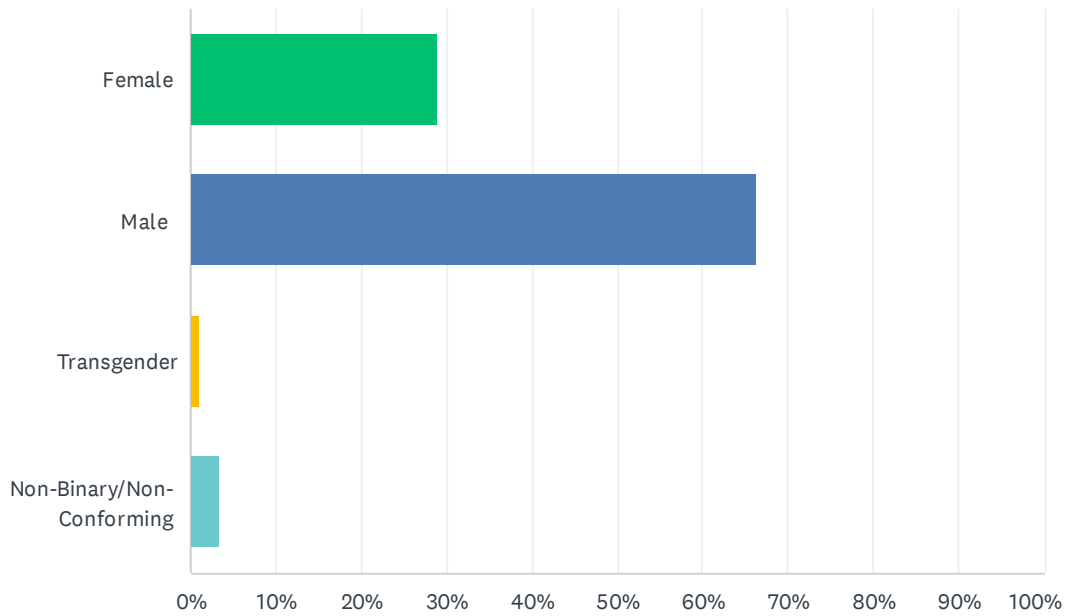
Answered: 91 Skipped: 4



ANSWER CHOICES	RESPONSES	
18-24	0.00%	0
25-34	4.40%	4
35-44	32.97%	30
45-54	34.07%	31
55-64	10.99%	10
65+	4.40%	4
Prefer not to answer	13.19%	12
<b>TOTAL</b>		<b>91</b>

## Q9 Please share your gender.

Answered: 86 Skipped: 9

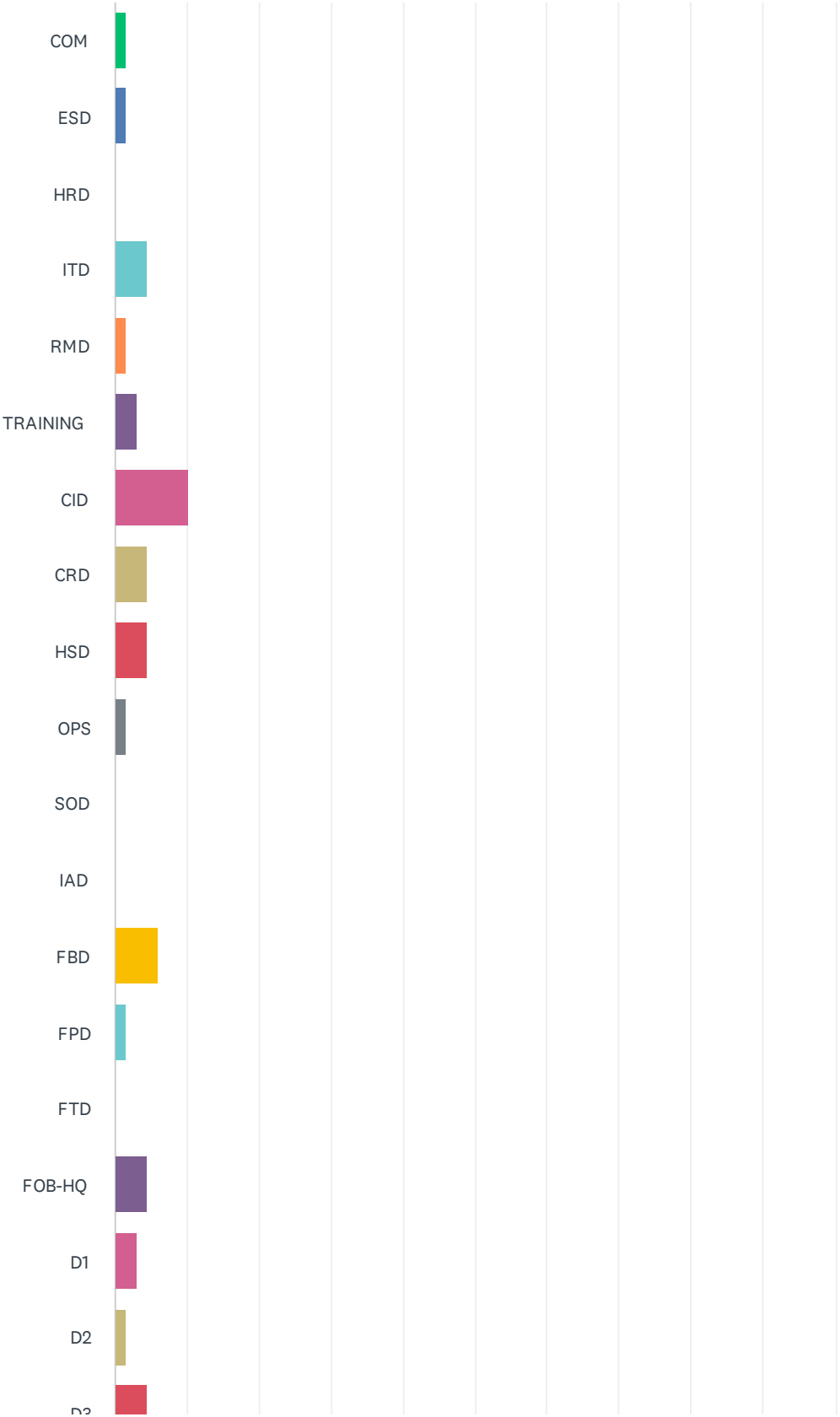


ANSWER CHOICES	RESPONSES	
Female	29.07%	25
Male	66.28%	57
Transgender	1.16%	1
Non-Binary/Non-Conforming	3.49%	3
TOTAL		86

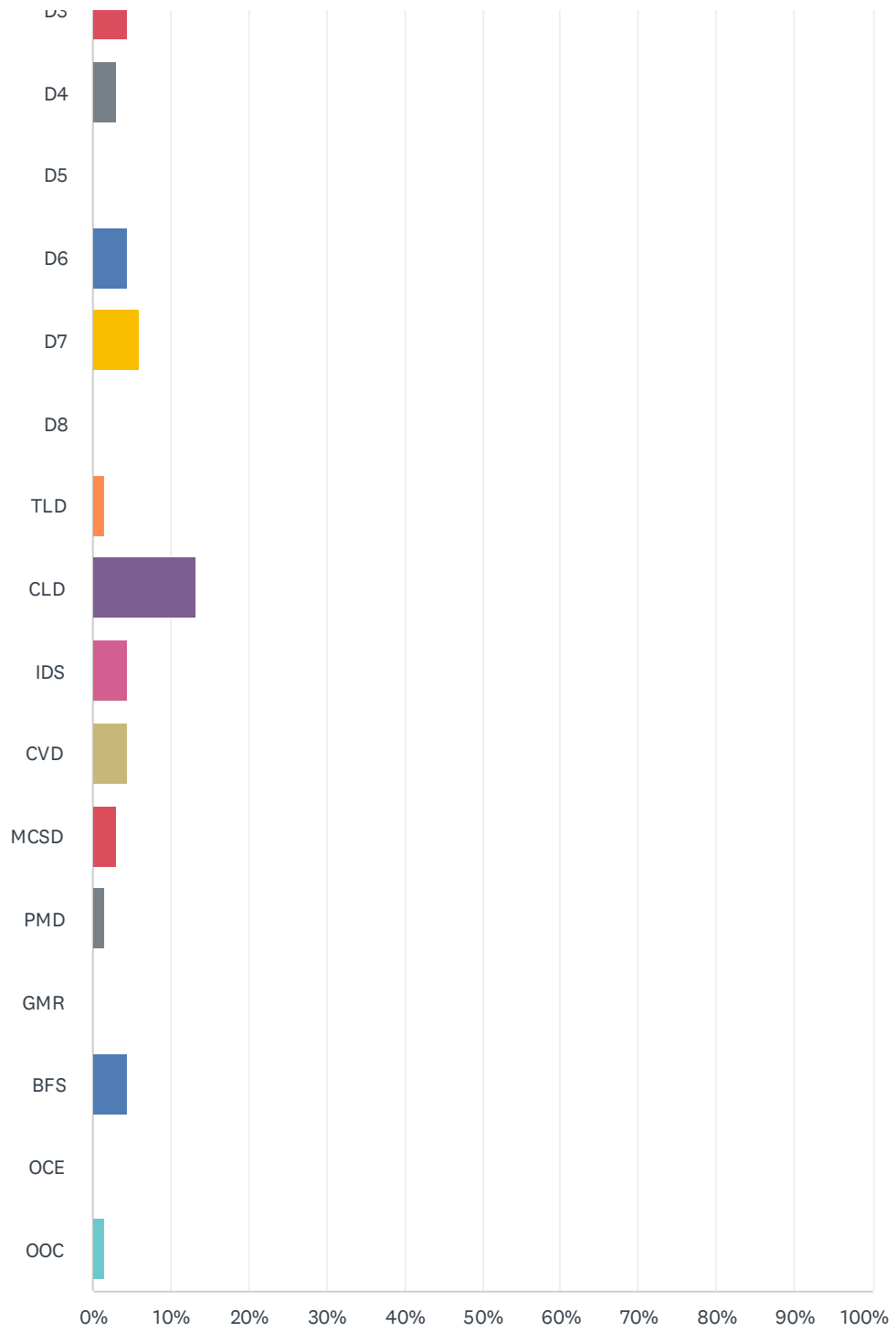


# Q10 Please share the division you work in.

Answered: 68 Skipped: 27



# Office of Culture & Engagement- Culture Survey for the Agency



Office of Culture & Engagement- Culture Survey for the Agency

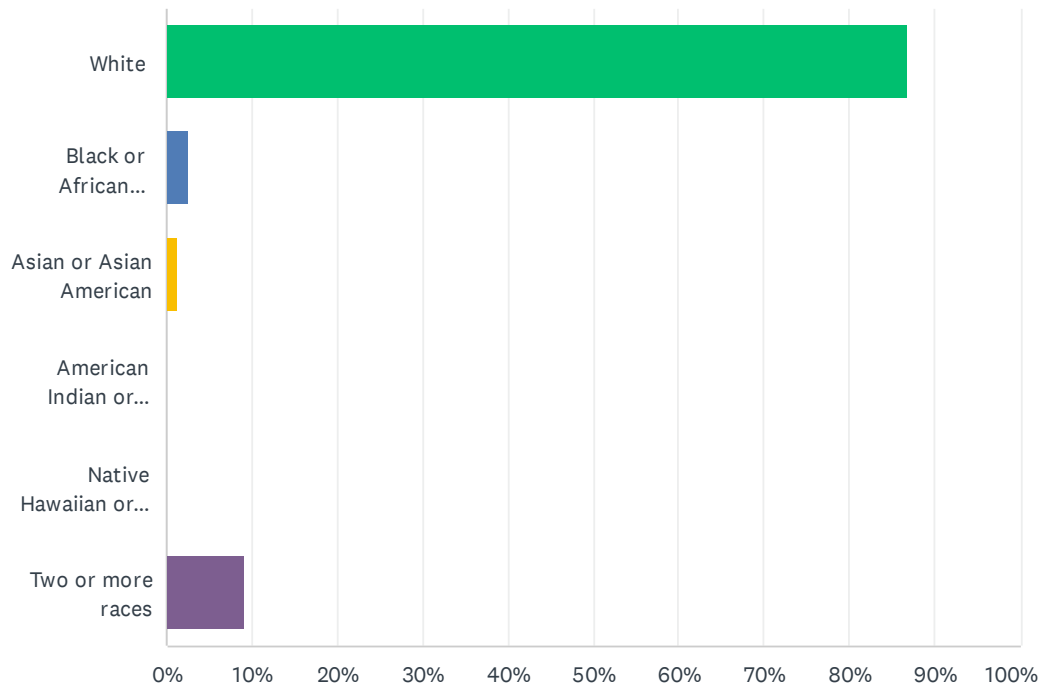
ANSWER CHOICES	RESPONSES	
COM	1.47%	1
ESD	1.47%	1
HRD	0.00%	0
ITD	4.41%	3
RMD	1.47%	1
TRAINING	2.94%	2
CID	10.29%	7
CRD	4.41%	3
HSD	4.41%	3
OPS	1.47%	1
SOD	0.00%	0
IAD	0.00%	0
FBD	5.88%	4
FPD	1.47%	1
FTD	0.00%	0
FOB-HQ	4.41%	3
D1	2.94%	2
D2	1.47%	1
D3	4.41%	3
D4	2.94%	2
D5	0.00%	0
D6	4.41%	3
D7	5.88%	4
D8	0.00%	0
TLD	1.47%	1
CLD	13.24%	9
IDS	4.41%	3
CVD	4.41%	3
MCSD	2.94%	2
PMD	1.47%	1
GMR	0.00%	0
BFS	4.41%	3

Office of Culture & Engagement- Culture Survey for the Agency

OCE	0.00%	0
OOC	1.47%	1
TOTAL		68

## Q11 Please share your race.

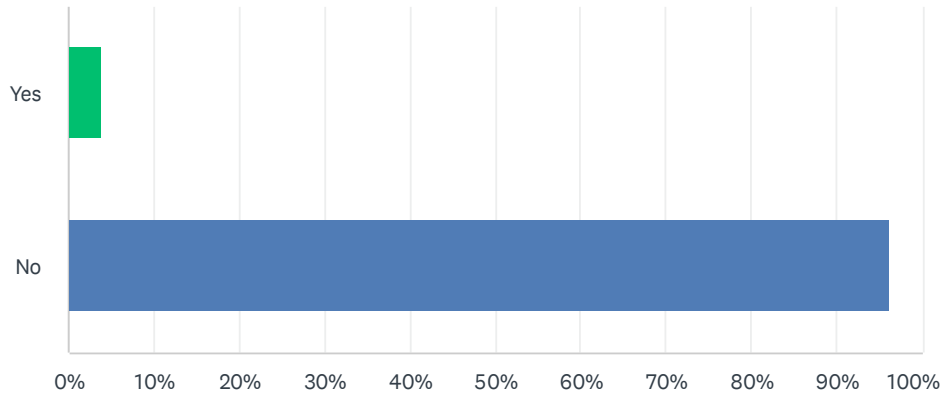
Answered: 76 Skipped: 19



ANSWER CHOICES	RESPONSES	
White	86.84%	66
Black or African American	2.63%	2
Asian or Asian American	1.32%	1
American Indian or Alaska Native	0.00%	0
Native Hawaiian or other Pacific Islander	0.00%	0
Two or more races	9.21%	7
<b>TOTAL</b>		<b>76</b>

## Q12 Do you identify as Hispanic or Latino?

Answered: 78 Skipped: 17



ANSWER CHOICES	RESPONSES	
Yes	3.85%	3
No	96.15%	75
TOTAL		78