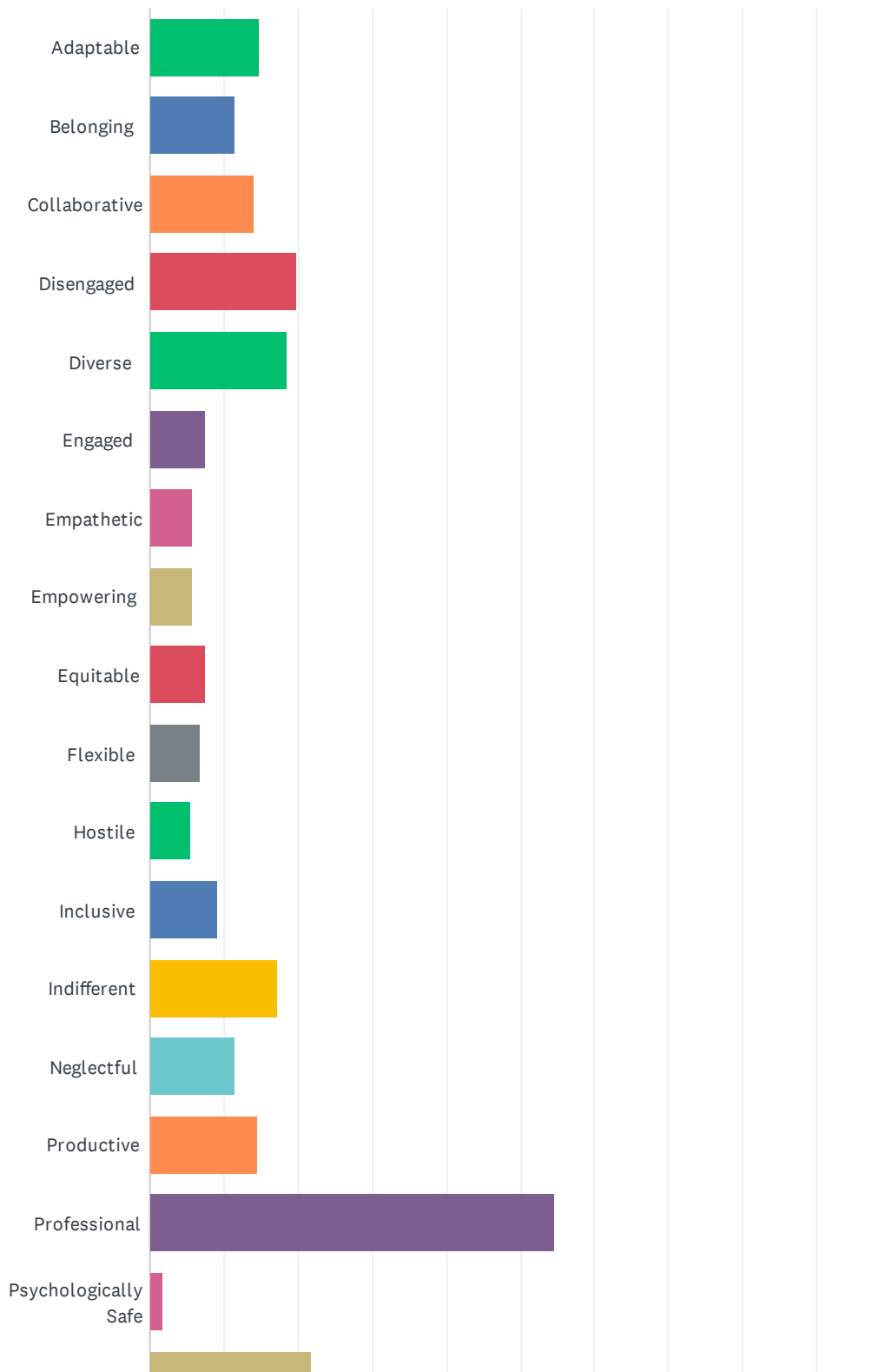
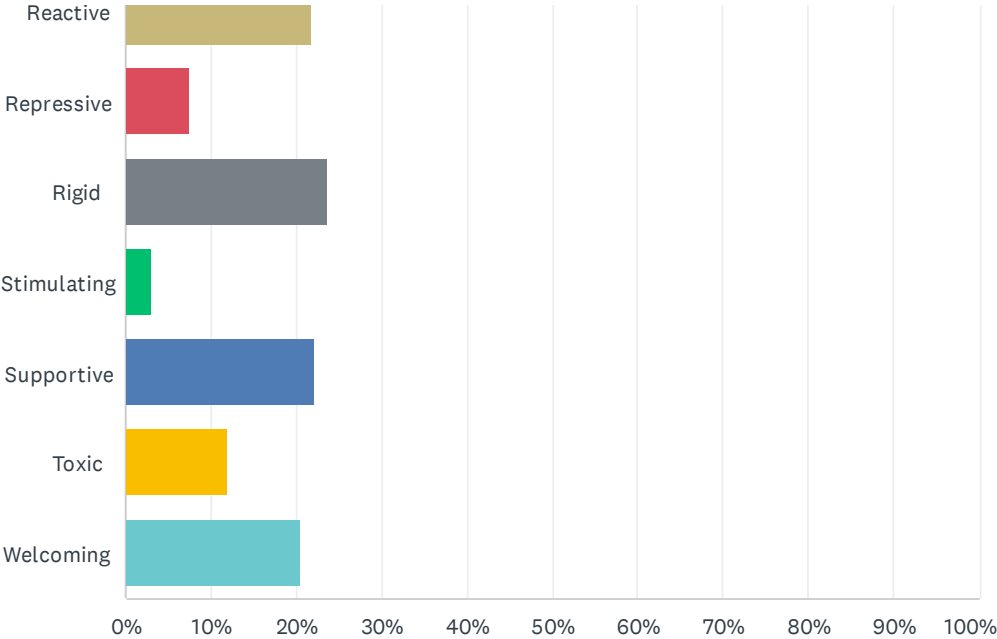


# Q1 Please reflect on your feelings and experiences of the agency culture. How would you characterize the culture of the agency? Choose up to four answers.

Answered: 367 Skipped: 0



Office of Culture & Engagement- Culture Survey for the Agency

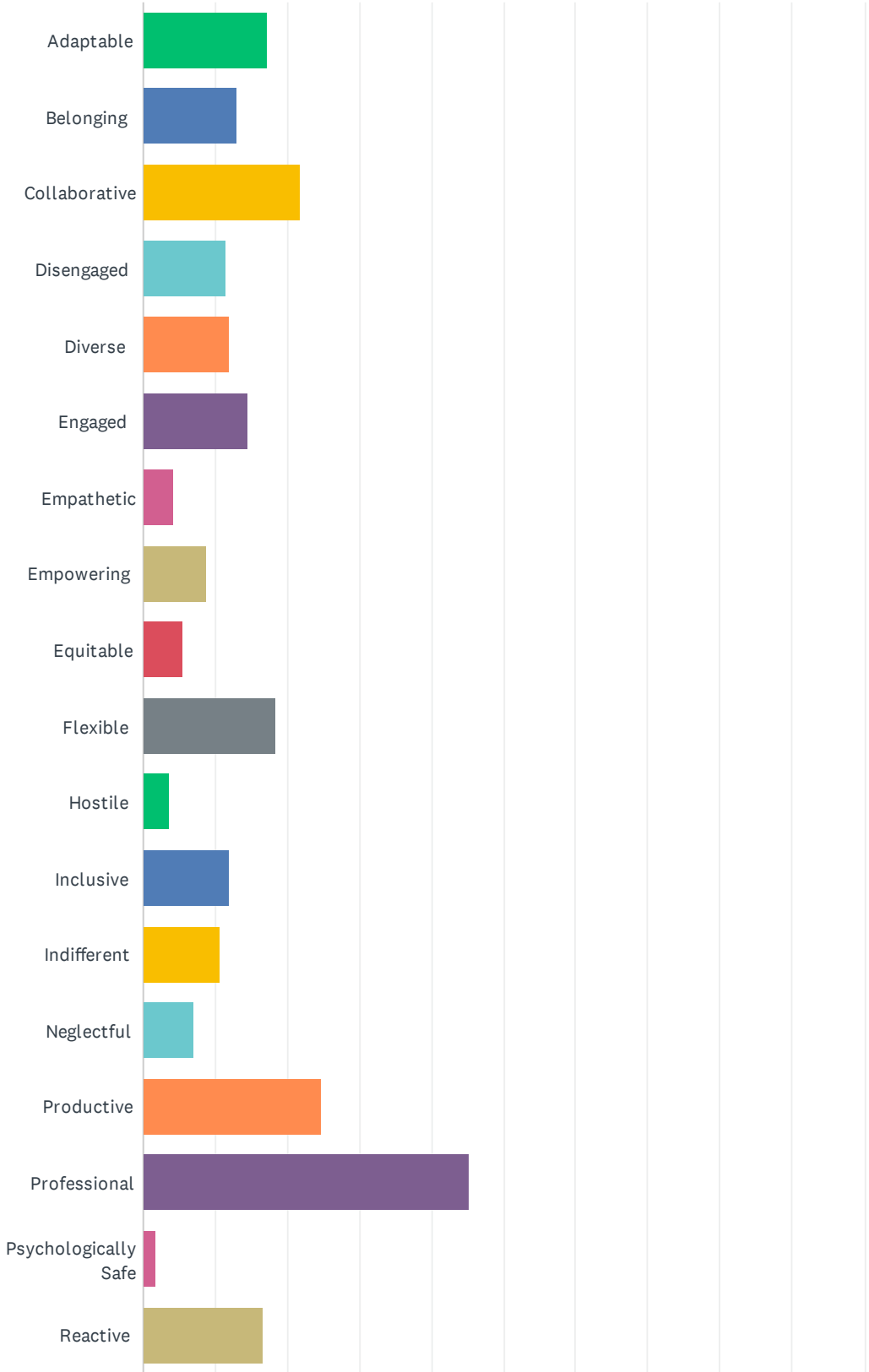


Office of Culture & Engagement- Culture Survey for the Agency

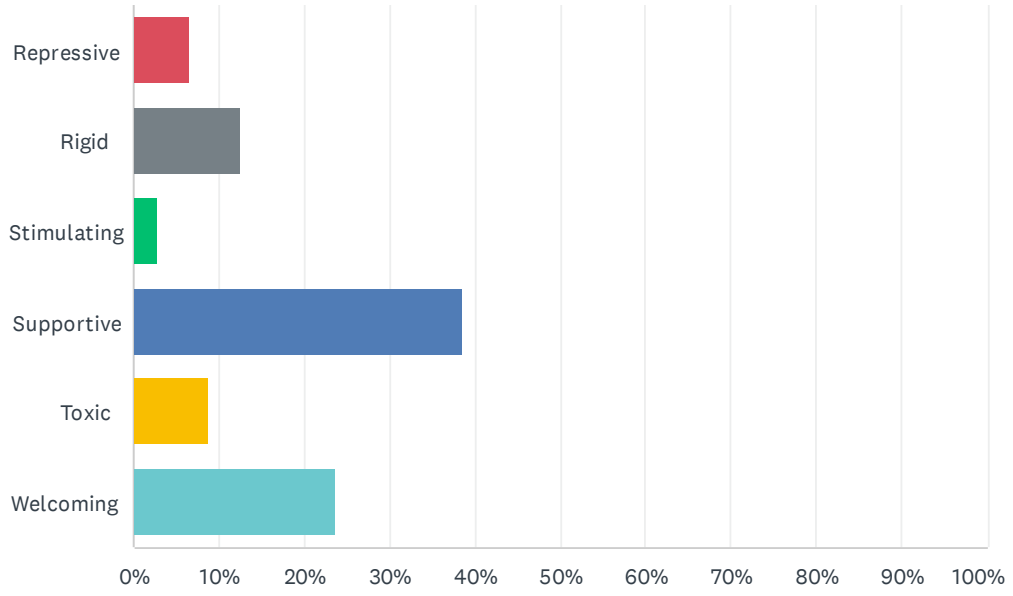
ANSWER CHOICES	RESPONSES	
Adaptable	14.71%	54
Belonging	11.44%	42
Collaborative	14.17%	52
Disengaged	19.89%	73
Diverse	18.53%	68
Engaged	7.36%	27
Empathetic	5.72%	21
Empowering	5.72%	21
Equitable	7.36%	27
Flexible	6.81%	25
Hostile	5.45%	20
Inclusive	9.26%	34
Indifferent	17.17%	63
Neglectful	11.44%	42
Productive	14.44%	53
Professional	54.50%	200
Psychologically Safe	1.63%	6
Reactive	21.80%	80
Repressive	7.36%	27
Rigid	23.71%	87
Stimulating	3.00%	11
Supportive	22.07%	81
Toxic	11.99%	44
Welcoming	20.44%	75
Total Respondents: 367		

## Q2 How would you characterize the culture of your division/district? Choose up to four answers.

Answered: 367 Skipped: 0



# Office of Culture & Engagement- Culture Survey for the Agency

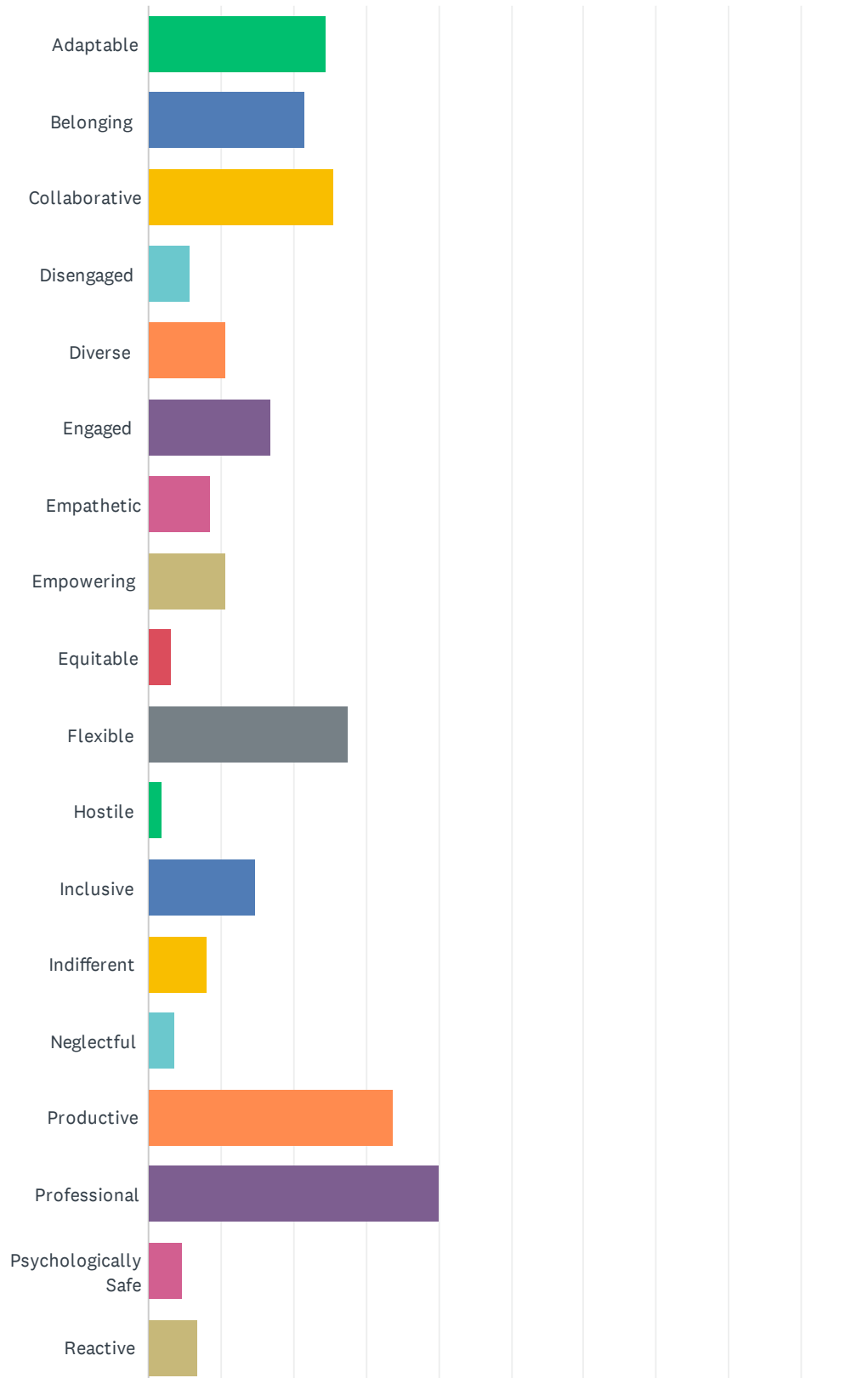


Office of Culture & Engagement- Culture Survey for the Agency

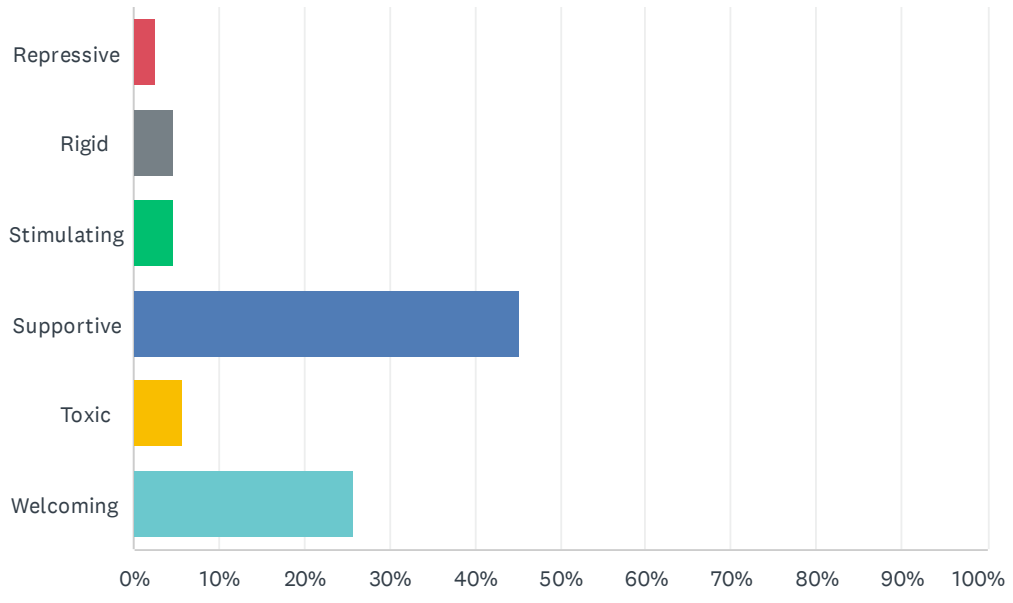
ANSWER CHOICES	RESPONSES	
Adaptable	17.17%	63
Belonging	13.08%	48
Collaborative	21.80%	80
Disengaged	11.44%	42
Diverse	11.99%	44
Engaged	14.44%	53
Empathetic	4.36%	16
Empowering	8.72%	32
Equitable	5.45%	20
Flexible	18.26%	67
Hostile	3.54%	13
Inclusive	11.99%	44
Indifferent	10.63%	39
Neglectful	7.08%	26
Productive	24.80%	91
Professional	45.23%	166
Psychologically Safe	1.63%	6
Reactive	16.62%	61
Repressive	6.54%	24
Rigid	12.53%	46
Stimulating	2.72%	10
Supportive	38.69%	142
Toxic	8.72%	32
Welcoming	23.71%	87
Total Respondents: 367		

### Q3 How would you characterize the culture of your section/unit/team/detachment? Choose up to four answers.

Answered: 367 Skipped: 0



# Office of Culture & Engagement- Culture Survey for the Agency



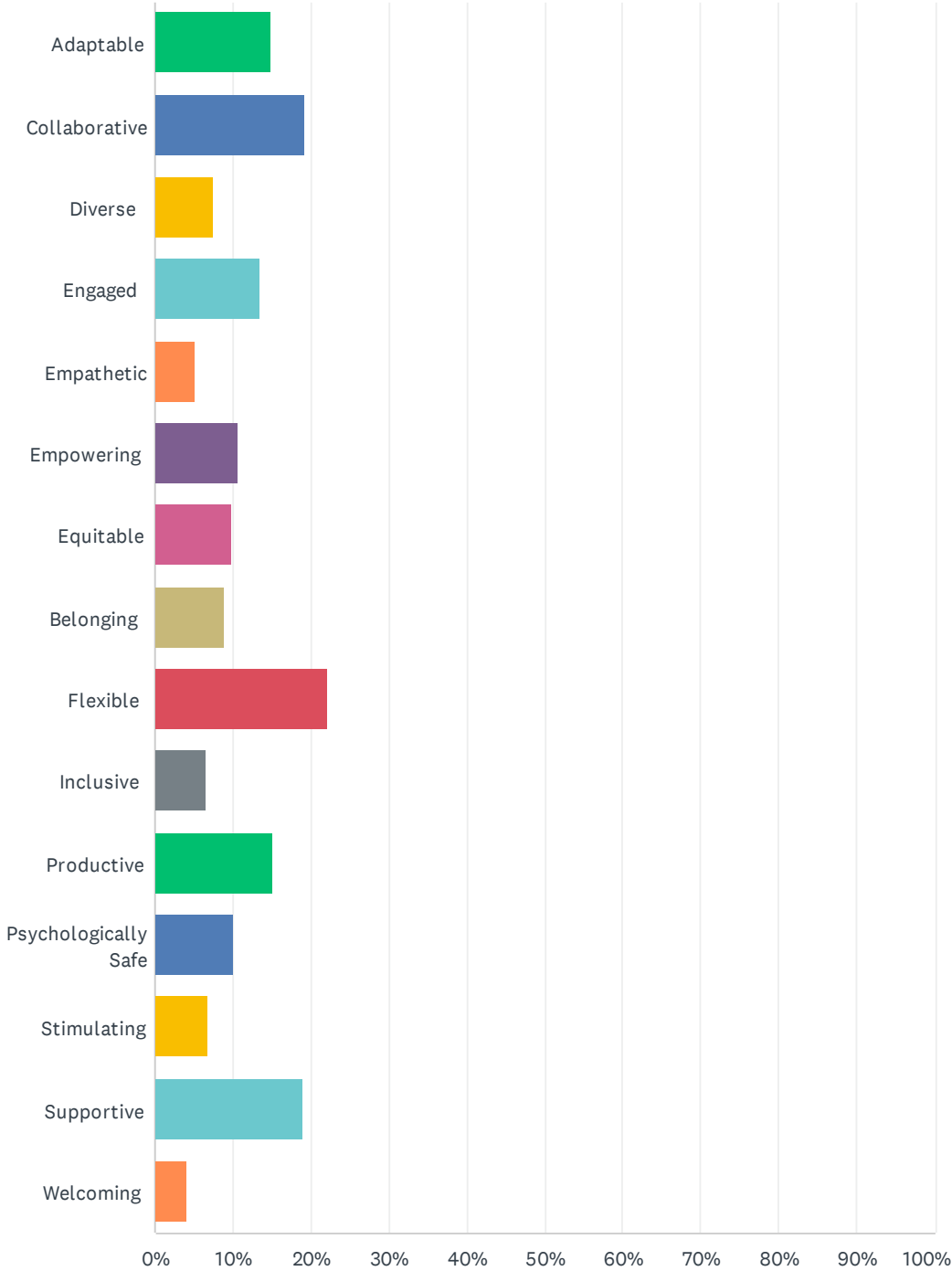


Office of Culture & Engagement- Culture Survey for the Agency

ANSWER CHOICES	RESPONSES	
Adaptable	24.52%	90
Belonging	21.53%	79
Collaborative	25.61%	94
Disengaged	5.72%	21
Diverse	10.63%	39
Engaged	16.89%	62
Empathetic	8.45%	31
Empowering	10.63%	39
Equitable	3.27%	12
Flexible	27.52%	101
Hostile	1.91%	7
Inclusive	14.71%	54
Indifferent	8.17%	30
Neglectful	3.54%	13
Productive	33.79%	124
Professional	40.05%	147
Psychologically Safe	4.63%	17
Reactive	6.81%	25
Repressive	2.45%	9
Rigid	4.63%	17
Stimulating	4.63%	17
Supportive	45.23%	166
Toxic	5.72%	21
Welcoming	25.89%	95
Total Respondents: 367		

### Q4 From the options below, which would you like to see more of in our agency? Choose up to two answers.

Answered: 337 Skipped: 30



Office of Culture & Engagement- Culture Survey for the Agency

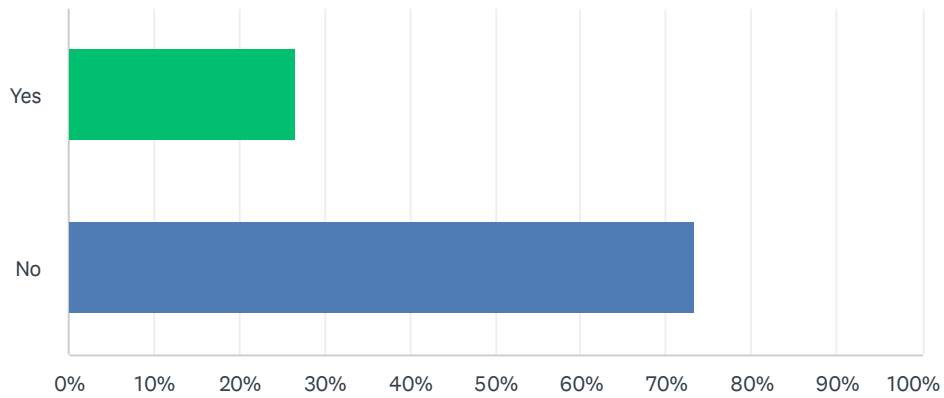
ANSWER CHOICES	RESPONSES	
Adaptable	14.84%	50
Collaborative	19.29%	65
Diverse	7.42%	25
Engaged	13.35%	45
Empathetic	5.04%	17
Empowering	10.68%	36
Equitable	9.79%	33
Belonging	8.90%	30
Flexible	22.26%	75
Inclusive	6.53%	22
Productive	15.13%	51
Psychologically Safe	10.09%	34
Stimulating	6.82%	23
Supportive	18.99%	64
Welcoming	4.15%	14
Total Respondents: 337		

## Q5 What suggestions do you have to improve the culture in the agency?

Answered: 367 Skipped: 0

## Q6 Are you a Supervisor?

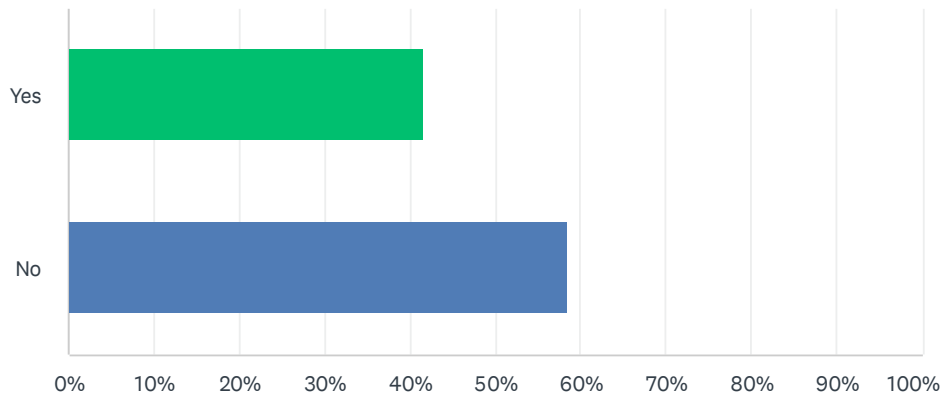
Answered: 356 Skipped: 11



ANSWER CHOICES	RESPONSES	
Yes	26.69%	95
No	73.31%	261
TOTAL		356

## Q7 Are you commissioned?

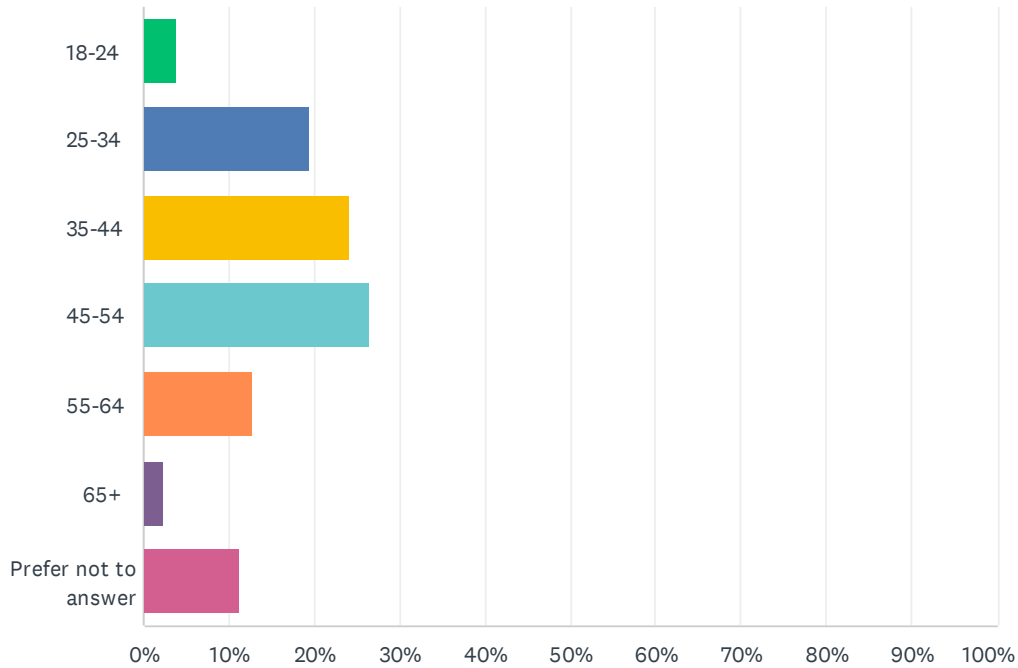
Answered: 356 Skipped: 11



ANSWER CHOICES	RESPONSES	
Yes	41.57%	148
No	58.43%	208
TOTAL		356

## Q8 Please share your age range.

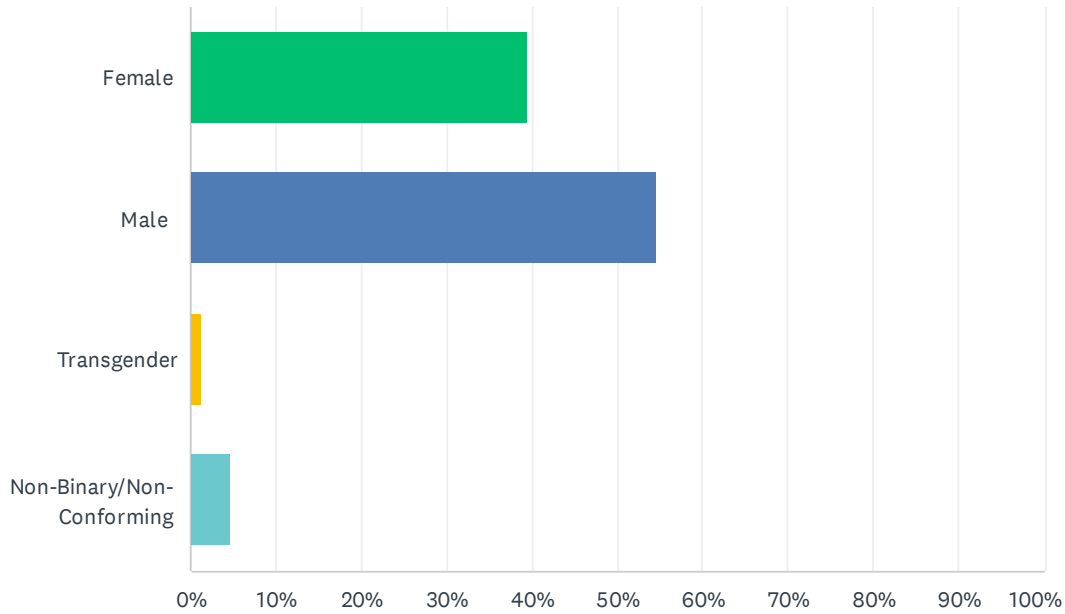
Answered: 345 Skipped: 22



ANSWER CHOICES	RESPONSES	
18-24	3.77%	13
25-34	19.42%	67
35-44	24.06%	83
45-54	26.38%	91
55-64	12.75%	44
65+	2.32%	8
Prefer not to answer	11.30%	39
<b>TOTAL</b>		<b>345</b>

## Q9 Please share your gender.

Answered: 320 Skipped: 47

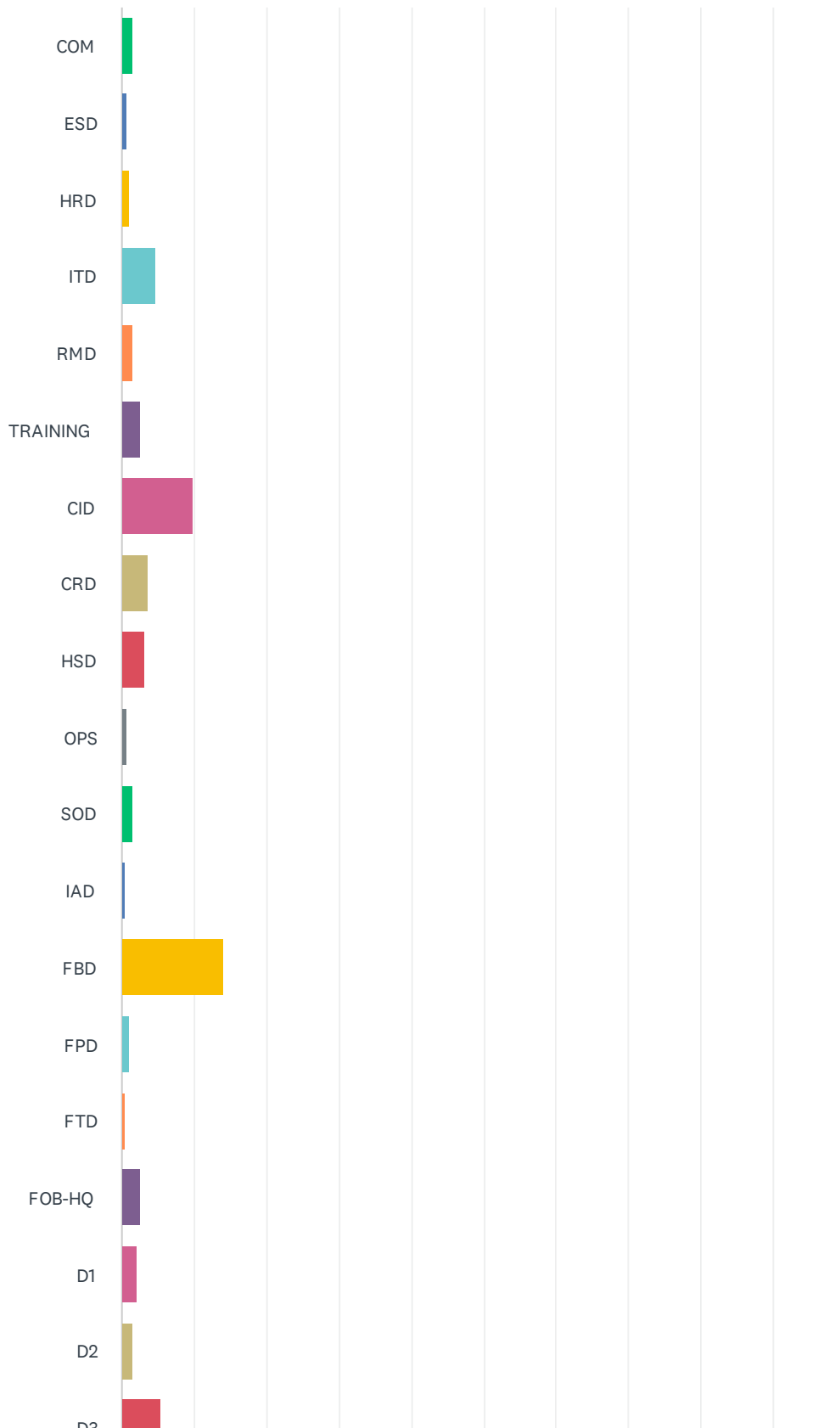


ANSWER CHOICES	RESPONSES	
Female	39.38%	126
Male	54.69%	175
Transgender	1.25%	4
Non-Binary/Non-Conforming	4.69%	15
TOTAL		320

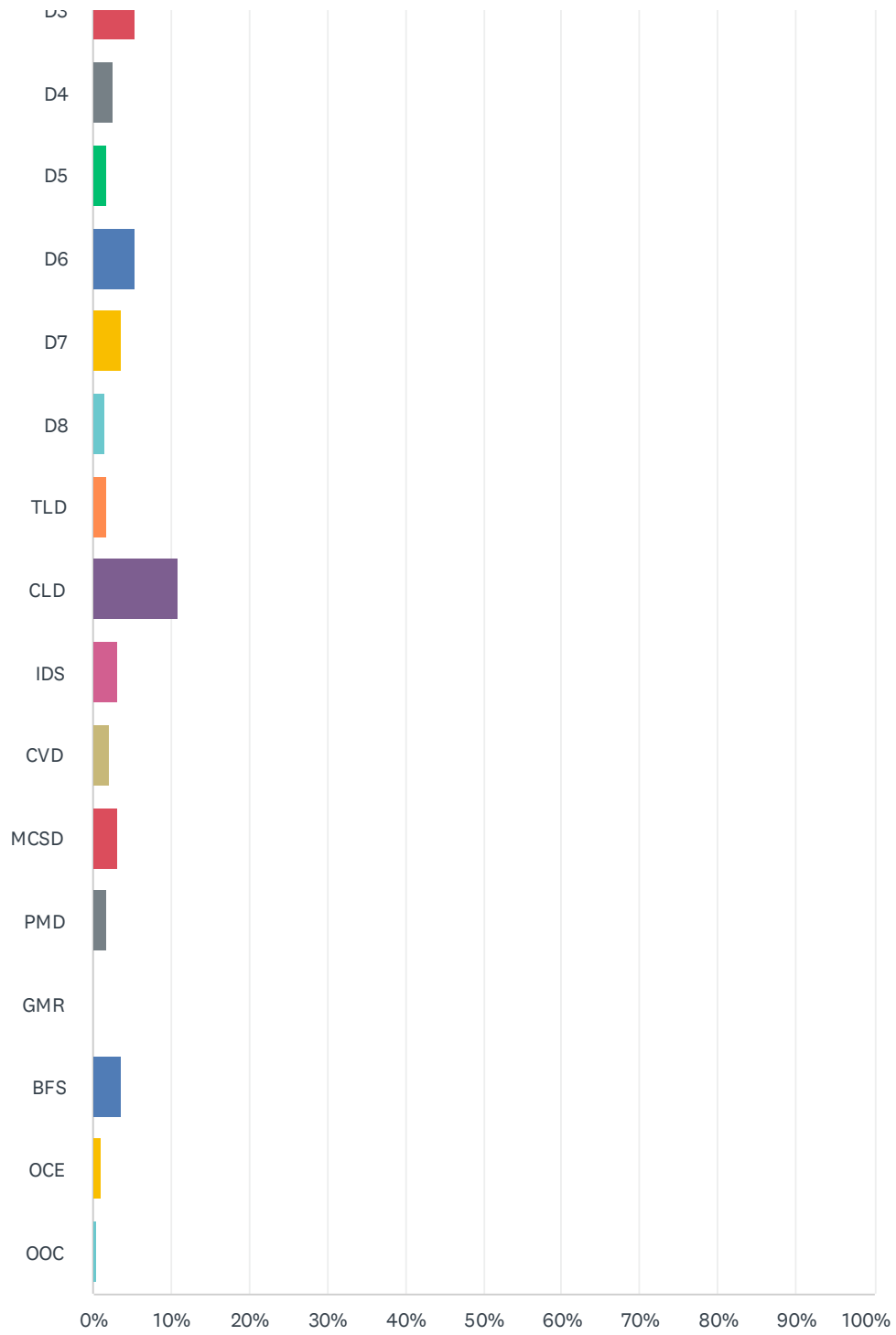


## Q10 Please share the division you work in.

Answered: 283 Skipped: 84



# Office of Culture & Engagement- Culture Survey for the Agency



## Office of Culture &amp; Engagement- Culture Survey for the Agency

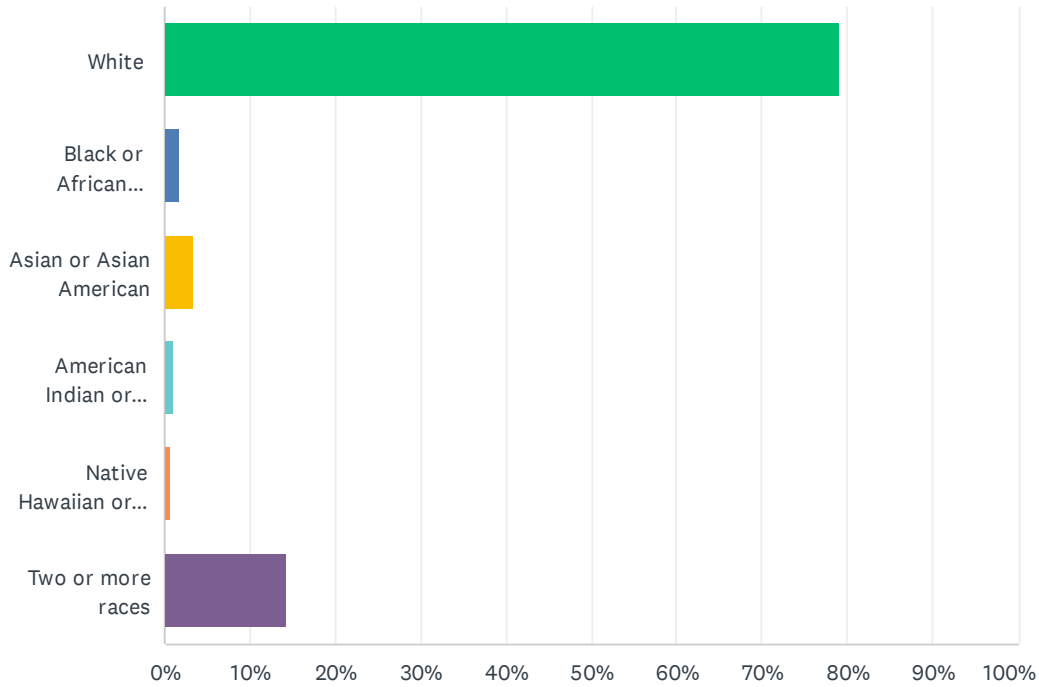
ANSWER CHOICES	RESPONSES	
COM	1.41%	4
ESD	0.71%	2
HRD	1.06%	3
ITD	4.59%	13
RMD	1.41%	4
TRAINING	2.47%	7
CID	9.89%	28
CRD	3.53%	10
HSD	3.18%	9
OPS	0.71%	2
SOD	1.41%	4
IAD	0.35%	1
FBD	14.13%	40
FPD	1.06%	3
FTD	0.35%	1
FOB-HQ	2.47%	7
D1	2.12%	6
D2	1.41%	4
D3	5.30%	15
D4	2.47%	7
D5	1.77%	5
D6	5.30%	15
D7	3.53%	10
D8	1.41%	4
TLD	1.77%	5
CLD	10.95%	31
IDS	3.18%	9
CVD	2.12%	6
MCSD	3.18%	9
PMD	1.77%	5
GMR	0.00%	0
BFS	3.53%	10

Office of Culture & Engagement- Culture Survey for the Agency

OCE	1.06%	3
OOC	0.35%	1
TOTAL		283

## Q11 Please share your race.

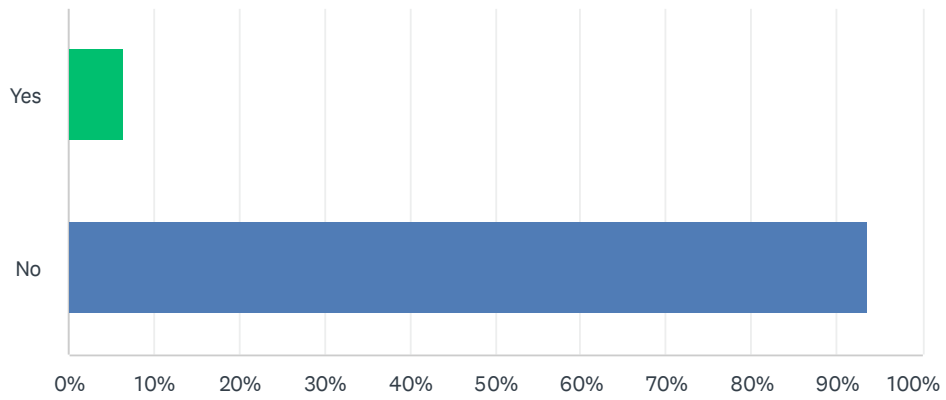
Answered: 302 Skipped: 65



ANSWER CHOICES	RESPONSES	
White	79.14%	239
Black or African American	1.66%	5
Asian or Asian American	3.31%	10
American Indian or Alaska Native	0.99%	3
Native Hawaiian or other Pacific Islander	0.66%	2
Two or more races	14.24%	43
<b>TOTAL</b>		<b>302</b>

## Q12 Do you identify as Hispanic or Latino?

Answered: 312 Skipped: 55



ANSWER CHOICES	RESPONSES	
Yes	6.41%	20
No	93.59%	292
TOTAL		312