



DNA Testing of Washington's Sexual Assault Kits

Annual Report to the Legislature and Governor | 2022

Washington State Patrol | Forensic Laboratory Services Bureau
Crime Laboratory Division



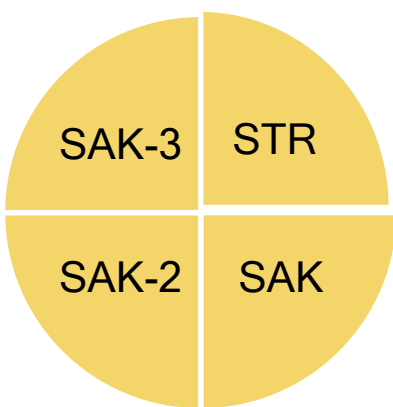
Summary

This document is the annual report to the Washington State Legislature and Governor as directed by RCW 5.70.040. This report includes data collected by the Washington State Patrol (WSP) Crime Laboratory Division (CLD) regarding the progress of forensic DNA testing of sexual assault kits (SAKs) in Washington State as of September 30, 2022, as well as recommendations to increase the laboratory system's capacity to reduce and eliminate the backlog of untested SAKs. Appended to this report is a compilation and status of laboratory submissions associated to rape/sex offense allegations investigated by law enforcement agencies in Washington State.

Introduction

Sexual assault kits are collected at a medical facility and contain and preserve physical evidence from an individual after an allegation of sexual assault has been made. Forensic DNA results generated from evidence within these kits has the power to identify perpetrators, exonerate the innocent, and link other cases together through the use of the Combined DNA Index System (CODIS) database. On July 24, 2015, state legislation (RCW 5.70.040 and 5.70.050) went into effect that requires the DNA testing of every eligible SAK in Washington. This includes kits that were previously collected prior to July 24, 2015, but not yet submitted by law enforcement to a laboratory for DNA testing. Moving forward, law enforcement agencies must now request within thirty days of its receipt that a kit be tested, if the survivor consents to its testing and the incident has been reported to law enforcement. Additionally, state legislation enacted in 2019 instituted important time frames regarding the DNA testing of SAKs. With the resulting increase in submissions to the crime laboratory of evidence requiring forensic DNA testing, the WSP is working to prioritize and facilitate the testing of every SAK within the expected timelines outlined in RCW 5.70.040

The WSP formed a combination of strategic testing initiatives to address the increased demand for DNA testing of SAKs in the state. Based on the investigative and/or court timelines (if any) associated with the kit submission, as well as the offense date in relation to when the law took effect (7/24/2015), the WSP expanded the categories of DNA testing for the incoming SAKs, distinguishing them into four testing categories:



- **“STR:”** Existing testing category; evidence is part of an active investigation or is needed for a pending trial proceeding.
- **“SAK-3:”** New testing category; evidence was previously un-submitted to the lab and offense occurred prior to 7/24/2015.
- **“SAK-2:”** New testing category; evidence is part of a non-active investigation and offense occurred 7/24/2015-12/31/2021.
- **“SAK:”** New testing category; evidence is received starting May 1, 2022 and offense occurred on or after 1/1/2022.

Initiative #1- Facilitate the DNA Testing of all SAK-3 Category of SAKs

The Washington State Attorney General’s office completed an inventory in 2018, concluding that **9,232** SAKs existed across the state, but had not been submitted previously to a forensic laboratory. Additionally, the AG’s Office received a \$3 million Sexual Assault Kit Initiative (SAKI) grant in 2017 to help initiate multi-disciplinary reform in testing these previously un-submitted kits. In compliance with RCW 5.70.050, the WSP will facilitate the testing of each submitted SAK-3 request by December 1, 2021 as a partner with the AG’s Office and the SAKI project.

Initiative #2- Improve the timeliness of DNA Testing (STR, SAK-2 and SAK Categories)

In compliance with RCW 5.70.040, the WSP is taking steps to ensure that a sexual assault kit will be processed for DNA within 45 days of its receipt into the laboratory starting May 1, 2022. Timely forensic DNA results positively impact the criminal justice system, helping to provide investigative leads, exonerate the innocent, and provide valuable information to those affected by crime. This initiative involves a multi-pronged approach:

- Eliminate the existing backlog caused by the rapid influx of SAK submissions
- Reduce laboratory processing times without sacrificing quality by streamlining workflows, adopting screening methods that have increased sensitivity and can be automated, and utilizing lean management principles

TESTING PROGRESS FOR SAK-3 CASES

The WSP’s primary testing strategy for this category of kits is an outsourcing approach, using available federal grant and state funding to support any active outsourcing contracts.

- The WSP continues to maximize its outsourcing capacity by maintaining professional services contracts with three private laboratories.
- WSP met the legislative mandate to facilitate testing for these cases by December 2021, as all SAK-3 cases it had received by this time had been outsourced for testing.
- Although there was a legislative deadline of October 1, 2019 for law enforcement to submit requests for testing in all eligible SAK-3 cases in their possession, requests were received well after this deadline, and continue to be received by the WSP as stakeholders work to ensure all eligible kits in possession of law enforcement are submitted. Upon receipt of an eligible SAK-3 request, the WSP is promptly outsourcing the kit to one of three vendor laboratories. The original 2018 inventory indicated a count of 9,232 SAK-3 kits still needing testing. This count has been proven to be an estimate only, as more kits have been identified.
- All DNA results generated by the outsourcing laboratories are reviewed by the WSP for quality and for entry into the CODIS database (when eligible) by WSP DNA scientists. The WSP expects to finish the ownership review of any SAK-3 results by December 2023 at the latest.

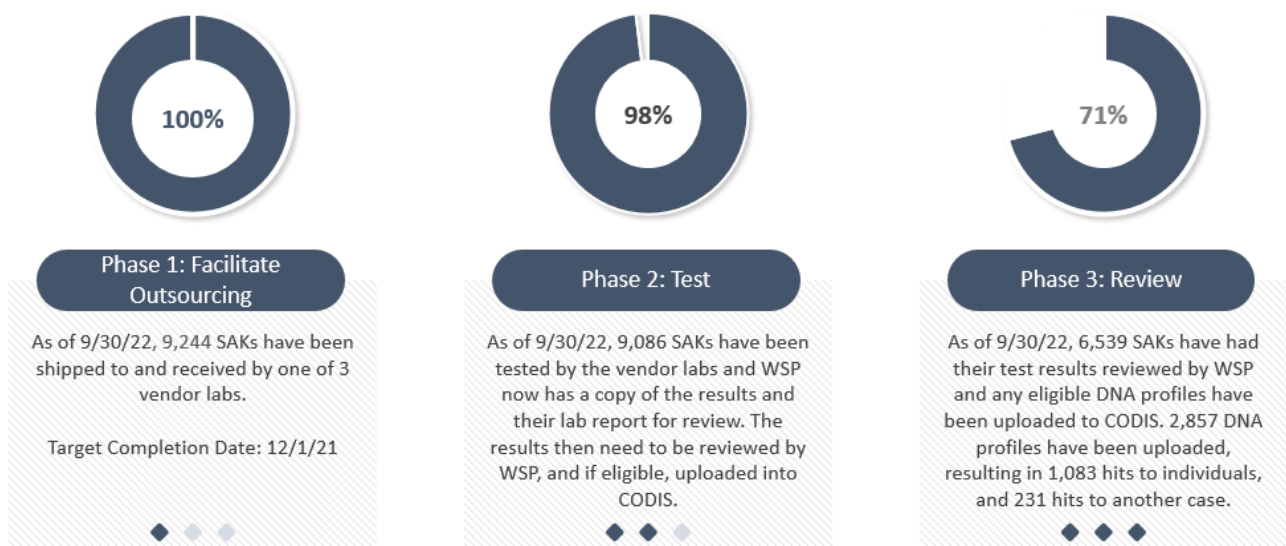


Figure 1: The historical, previously unsubmitted SAKs received by the WSP have been outsourced, a process which consists of three phases; facilitation (shipping to a vendor lab), testing by the vendor lab, and review by WSP scientists for CODIS. The percent completion of each phase as of September 30, 2022 is shown.

TESTING PROGRESS FOR SAK-2 CASES

The WSP’s testing strategy for this category of kits is a combination of outsourcing (using available federal grant and state funding) and in-house testing by WSP forensic scientists.

- Construction for a new space in the WSP Vancouver Crime Laboratory facility was completed in July 2020, adding 2,150 square feet of laboratory and office space to accommodate increased staffing and new high-throughput robotic equipment.
- The initial staffing and training of a new high-throughput DNA section specializing in SAKs occurred throughout 2020-2021. Employee turnover in four scientist positions occurred in late 2021-2022, and the resulting vacancies have been backfilled. These new hires are currently at various stages of training.
- The WSP Vancouver Laboratory’s large robotic platform instruments continue to be utilized to automate the SAK screening process. Validation activities to automate three additional SAK sample processing steps was prioritized and completed in 2022. The testing and validation activities for the remaining laboratory process in order to have a fully automated workflow for SAK samples is ongoing, which will provide more time for optimization of the method to ensure high quality results.
- Between January of 2021 and September 2022, the SAK-2 backlog has decreased by 48%, as shown in Figure 2. 53% of the current SAK-2 backlog is outsourced and is either awaiting WSP review or testing by the vendor laboratory.

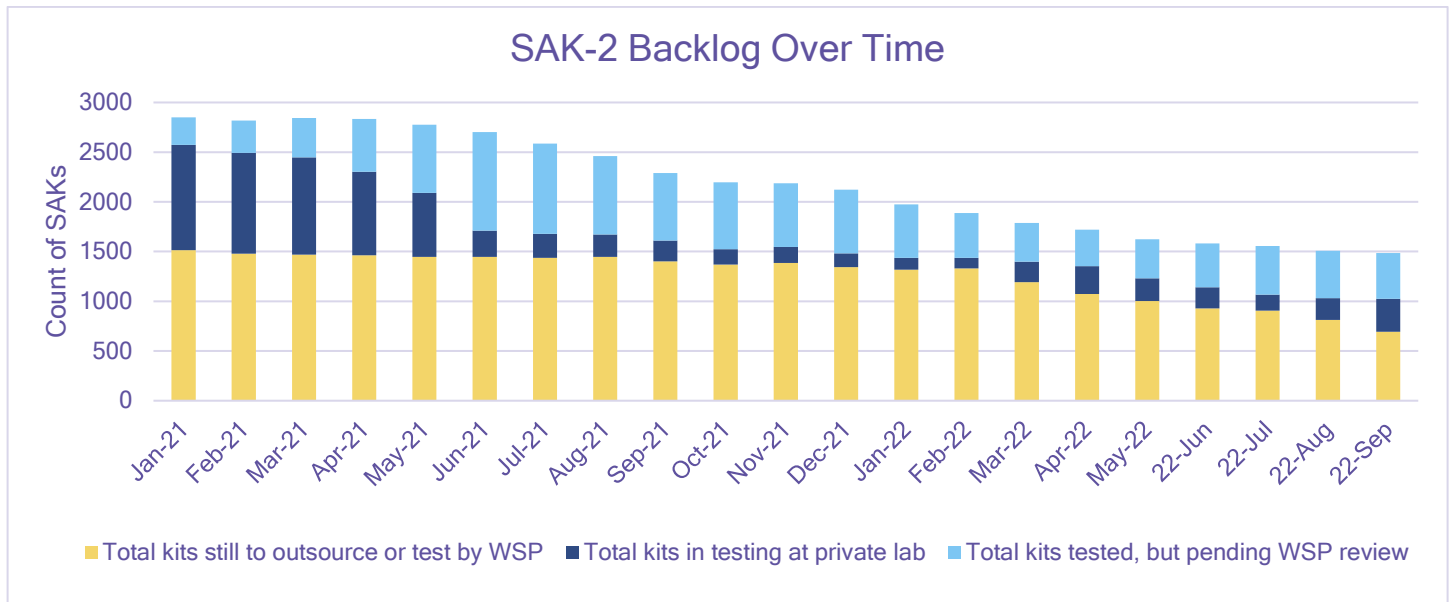


Figure 2: Count of pending SAKs that are categorized as SAK-2 requests and make up the SAK-2 backlog. When a kit is outsourced, it isn’t defined as complete until the results are reviewed by WSP scientists.

TESTING PROGRESS FOR STR-SAK CASES

The WSP's testing strategy for this category of kits is in-house testing by WSP forensic scientists.

- Staffing and training the eight new DNA forensic scientist positions and one new laboratory technician position that were legislatively funded to increase WSP's overall capacity statewide was completed in 2020-2021. However, turnover in two laboratory technician and nine casework scientist positions in the program's overall staffing has since occurred. The resulting vacancies were backfilled as soon as possible.
- A screening workflow recommended by the national forensic DNA community and offering increased detection/sensitivity and integration with automated platforms was adopted by the WSP CLD in Fall 2020 and implemented in all five WSP DNA labs by spring of 2021.
- Between January of 2020 and September 2022, the STR-SAK backlog has decreased by 79%, as shown in Figure 3.
- The STR-SAK backlog includes pending requests for testing SAKs, as well as other evidence items (bedding, clothing, etc.) submitted in sexual assault investigations. It is anticipated that this backlog specific to SAKs will be cleared by the end of 2022.

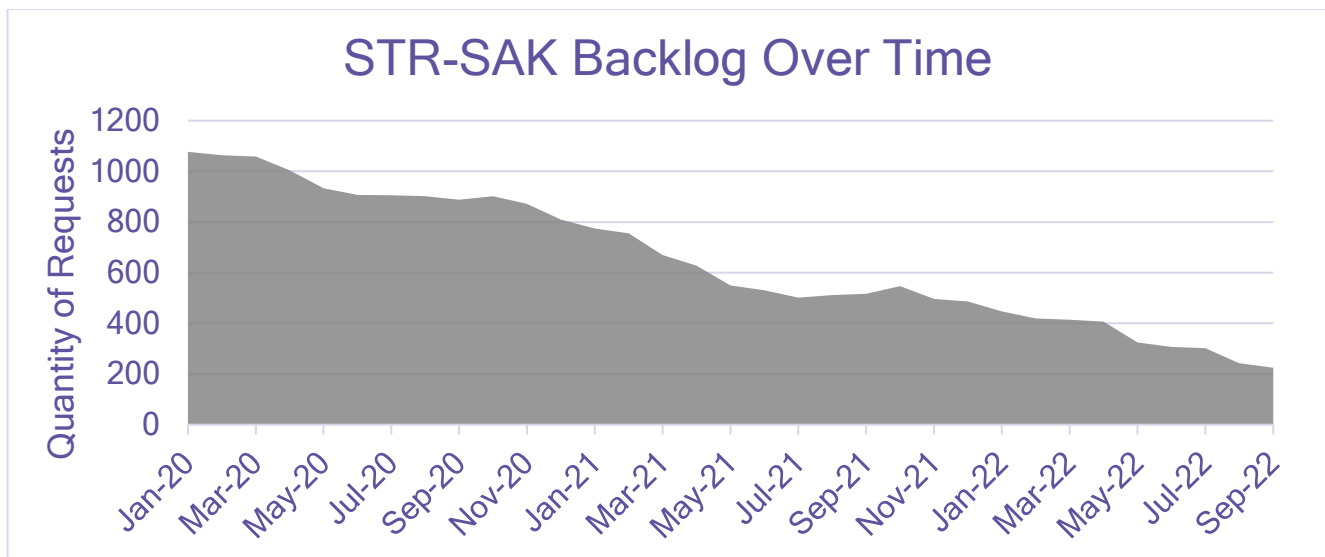


Figure 3: Count of pending SAKs that are categorized as STR-SAK requests and make up the STR-SAK backlog.

TESTING OF NEWER KIT SUBMISSIONS STARTING MAY 1, 2022

The WSP's testing strategy for this category of kits is in-house testing by WSP forensic scientists.

- A new category of testing was established by the WSP this year to distinguish kits received on or after May 1, 2022 so that the timeliness of testing can be monitored in relation to the 45 day testing turnaround time (TAT) requirements outlined in RCW 5.70.040.
- SAKs received starting May 1, 2022 are primarily being tested by the crime laboratories in Vancouver (48%), Seattle (24%), and Spokane (25%), and the remaining 3% of submissions have been tested by scientists in the Marysville and Tacoma laboratories when demand exceeded capacity in these larger laboratories.
- Effective May 1, 2022, kit submissions are prioritized for testing by the WSP Crime Laboratory regardless of investigation status to attempt to meet the 45 day testing turnaround time for all kits.
- Since this legislation took effect, the WSP has received over 500 kits from new cases and 99.4% of them were tested within 45 days, with testing completed on average within 25 days of receipt, as shown in Figure 4.




Figure 4: WSP's performance related to the timeliness of DNA testing of a sexual assault kit received starting May 1, 2022 as measured by the testing turnaround time (TAT). Out of the 502 kits tested as of September 30, 2022, kits have been tested on average after 25 calendar days and 99.4% of kits were tested within 45 days.

CONCLUSION

Since RCW 5.70.040 and 5.70.050 were adopted in 2015, the WSP has received over 25,000 SAKs for DNA testing, of which about 9,400 were historical kits and almost 16,000 were newer kits. The WSP has tested 84% of all kits received and 4,543 are waiting to be tested. In the nine months since January 1, 2022, the WSP has further reduced the backlog by 30% and decreased the number of kits waiting to be tested by almost 2,000 kits while receiving 2,171 more kits in this same timeframe. WSP estimates that the remaining kits will be fully tested by December 2023.

In addition to backlog reduction efforts, the WSP crime laboratories strive to provide timely DNA results for newer kit submissions. RCW 5.70.040 specifies that for sexual assault kit submissions received starting May 1, 2022, WSP shall conduct the laboratory examination of a sexual assault kit within 45 days of receipt of the request. As of September 2022, 99.4% of the kits received starting May 1, 2022 have been tested within 45 days, resulting in a testing turnaround time of less than 30 days on average for these cases.

With additional legislative funding provided in 2019, WSP crime laboratories increased staffing in the DNA casework program by almost 30%, adding 16 forensic scientist and three laboratory technician positions statewide, in addition to backfilling new vacancies on an ongoing basis due to promotions, retirements, or resignations. This has resulted in the hiring and training 32 forensic DNA scientists since 2019. Since 2019, 23 new DNA scientists successfully completed the internal training program (lasting 6-18 months on average, depending on prior experience) and remained working for WSP. Currently, WSP has 13 DNA forensic scientists in various stages of training and one vacancy. Hiring for and training these new positions has been a large investment of resources, but once stabilized, will provide the necessary increase in capacity to meet operational demand for testing all requests for DNA testing, to include sexual assault kits, as well as evidence in homicides, assaults, and other serious offenses.

RECOMENDATIONS

Increase internal capacity to test more cases

The WSP must continue to build internal capacity to test more cases, so that we can eliminate the backlog of untested SAKs and improve our testing turnaround times to provide timely results. This must be accomplished while maintaining a high level of quality. The WSP recommends achieving this mission through the expertise of its scientific staff, process improvements, and collaboration with stakeholders and its outsourcing partners.



Technical Expertise

- Prioritize the completion of training plans of new hires to minimize the percent of staff who are in training status only
- Provide focused and ongoing training to build the technical expertise of staff
- Prioritize employee engagement to prevent burnout and reduce employee turnover
- Maintain the size of the WSP DNA program consisting of 78 scientists and laboratory technicians
- Foster a statewide, team-based mentality to share manpower and resources across the state for labs needing temporary assistance due to staffing and training needs

Process Improvements

- Adopt automated sample processing workflows with robotic equipment
- Enhance sensitivity in screening of SAK samples to detect samples for DNA testing
- Identify and reduce wait times in work processes if they do not add value

Collaboration

- Gain perspective and insight by communicating with stakeholders from law enforcement, victim advocacy groups, the medical community, and the judicial system
- Partner with outsourcing laboratories to add capacity when rate and quantity of evidence submissions exceed WSP resources

Appendix: Intake and Status Report of Submissions by Law Enforcement Agency; July 24, 2015 - September 30, 2022

Agency	Pend. Start	Received	Completed	Cancelled	Pend. End
Aberdeen Police Department	0	85	64	3	18
Adams County Sheriff's Office	0	44	23	2	19
Airway Heights Police Department	1	57	40	5	13
Algona Police Department	0	10	10	0	0
Anacortes Police Department	14	40	34	7	13
Arlington Police Department	0	56	31	1	24
Asotin County Sheriff's Office	0	32	19	2	11
Auburn Police Department	3	288	243	9	39
Bainbridge Island Police Department	0	17	16	0	1
Battle Ground Police Department	1	37	30	2	6
Bellevue Police Department	3	214	173	8	36
Bellingham Police Department	81	358	268	63	108
Benton County Sheriff's Office	0	72	40	5	27
Bingen-White Salmon Police Department	0	4	3	0	1
Black Diamond Police Department	0	15	13	0	2
Blaine Police Department	0	9	5	0	4
Boise Police Department	0	1	1	0	0
Bonney Lake Police Department	0	41	28	2	11
Bothell Police Department	0	75	59	3	13
Bremerton Police Department	5	217	122	14	86
Brewster Police Department	0	4	2	1	1
Brier Police Department	0	2	1	0	1
Buckley Police Department	0	9	4	0	5
Burlington Police Department	0	47	32	1	14
Camas Police Department	0	28	20	1	7
Castle Rock Police Department	0	7	4	1	2
Central Washington University Police Department	0	2	1	1	0
Centralia Police Department	0	136	101	9	26
Chehalis Police Department	0	32	29	2	1
Chehalis Tribal Police Department	0	2	1	0	1
Chelan County Sheriff's Office	0	170	126	6	38
Cheney Police Department	1	69	61	2	7
Chewelah Police Department	0	2	1	0	1

Appendix: Intake and Status Report of Submissions by Law Enforcement Agency; July 24, 2015 - September 30, 2022

Agency	Pend. Start	Received	Completed	Cancelled	Pend. End
Clallam County Sheriff's Office	0	60	42	7	11
Clark County Sheriff's Office	7	401	313	35	60
Clarkston Police Department	0	31	11	0	20
Cle Elum Police Department	0	5	3	0	2
Clyde Hill Police Department	0	2	2	0	0
Coast Guard Investigative Service	1	4	5	0	0
Colfax Police Department	0	2	2	0	0
College Place Police Department	0	10	7	3	0
Columbia County Sheriff's Office	0	5	3	2	0
Colville Police Department	0	14	6	1	7
Colville Tribal Police Department	1	50	50	1	0
Connell Police Department	0	10	6	0	4
Coulee Dam Police Department	0	2	1	0	1
Cowlitz County Sheriff's Office	1	111	80	8	24
Darrington Police Department	0	7	7	0	0
Des Moines Police Department	5	134	106	10	23
Douglas County Sheriff's Office	0	85	69	2	14
Dupont Police Department	0	26	8	5	13
Duvall Police Department	0	10	10	0	0
East Wenatchee Police Department	3	62	60	2	3
Eastern Washington University Police Department	0	13	6	1	6
Eatonville Police Department		1	0	0	1
Edmonds Police Department	0	135	113	8	14
Ellensburg Police Department	3	118	50	6	65
Elma Police Department	0	3	3	0	0
Enumclaw Police Department	0	17	16	1	0
Ephrata Police Department	0	40	32	2	6
Everett Police Department	5	853	690	26	142
Evergreen State College Police Department	1	5	1	0	5
Everson Police Department	0	14	13	0	1
Fairchild Air Force Base/OSI	0	1	1	0	0
F.B.I. - Seattle	0	3	2	0	1
F.B.I. - Spokane	0	6	5	1	0

Appendix: Intake and Status Report of Submissions by Law Enforcement Agency; July 24, 2015 - September 30, 2022

Agency	Pend. Start	Received	Completed	Cancelled	Pend. End
Federal Way Police Department	8	443	271	10	170
Ferndale Police Department	0	47	29	5	13
Ferry County Sheriff's Office	0	4	4	0	0
Fife Police Department	0	97	76	6	15
Fircrest Police Department	0	7	5	1	1
Forks Police Department	0	12	7	1	4
Franklin County Sheriff's Office	1	16	10	2	5
Garfield County Sheriff's Office	0	4	2	0	2
Garfield Police Department	0	1	1	0	0
Gig Harbor Police Department	0	17	10	4	3
Gold Bar Police Department	0	11	5	4	2
Goldendale Police Department	0	19	14	1	4
Grand Coulee Police Department	0	13	9	1	3
Grandview Police Department	0	22	8	0	14
Granger Police Department	0	5	0	0	5
Granite Falls Police Department	0	16	16	0	0
Grant County Sheriff's Office	4	98	74	6	22
Grays Harbor County Sheriff's Office	5	83	56	4	28
Hoquiam Police Department	0	28	25	1	2
Island County Sheriff's Office	1	90	47	5	39
Issaquah Police Department	2	53	31	0	24
Jefferson County Sheriff's Office	0	32	27	1	4
Joint Animal Services	0	3	3	0	0
Kalama Police Department	1	9	7	2	1
Kalispel Tribal Police	0	7	6	1	0
Kelso Police Department	0	94	78	1	15
Kennewick Police Department	0	218	151	6	61
Kent Police Department	1	428	392	3	34
Kettle Falls Police Department	1	11	5	1	6
King County Sheriff's Office	22	1154	1087	38	51
Kirkland Police Department	5	221	177	15	34
Kitsap County Sheriff's Office	4	327	193	29	109
Kittitas County Sheriff's Office	1	31	31	0	1

Appendix: Intake and Status Report of Submissions by Law Enforcement Agency; July 24, 2015 - September 30, 2022

Agency	Pend. Start	Received	Completed	Cancelled	Pend. End
Klickitat County Sheriff's Office	0	15	11	2	2
La Center Police Department	0	1	1	0	0
Lacey Police Department	0	182	109	6	67
Lake Forest Park Police Department	0	18	13	0	5
Lake Stevens Police Department	1	94	37	2	56
Lakewood Police Department	1	282	219	24	40
Lewis County Sheriff's Office	3	78	68	5	8
Liberty Lake Police Department	3	16	16	0	3
Lincoln County Sheriff's Office	0	16	12	1	3
Long Beach Police Department	2	6	5	1	2
Longview Police Department	0	201	128	13	60
Lummi Nation Police Department	0	23	18	2	3
Lynden Police Department	0	9	9	0	0
Lynnwood Police Department	3	118	98	3	20
Mabton Police Department	0	2	2	0	0
Marysville Police Department	0	247	78	38	131
Mason County Sheriff's Office	3	115	94	5	19
Mattawa Police Department	0	6	3	0	3
McChord AFB/OSI	0	2	1	1	0
McCleary Police Department	0	5	4	0	1
Mercer Island Police Department	0	10	7	0	3
Mill Creek Police Department	0	39	24	3	12
Milton Police Department	0	9	7	1	1
Monroe Police Department	4	85	47	1	41
Montesano Police Department	0	6	4	0	2
Morton Police Department	0	10	6	1	3
Moses Lake Police Department	1	103	77	9	18
Mount Vernon Police Department	4	135	89	6	44
Mountlake Terrace Police Department	0	27	16	1	10
Moxee City Police Department	0	1	1	0	0
Moxee Police Department	0	4	3	1	0
Mukilteo Police Department	0	47	36	2	9
Napavine Police Department	0	1	1	0	0

Appendix: Intake and Status Report of Submissions by Law Enforcement Agency; July 24, 2015 - September 30, 2022

Agency	Pend. Start	Received	Completed	Cancelled	Pend. End
National Park Service - Mt. Rainier National Park	0	1	0	0	1
Naval Criminal Investigative Service	0	1	0	1	0
Newport Police Department	0	4	2	0	2
Normandy Park Police Department	0	3	3	0	0
Oak Harbor Police Department	3	54	48	3	6
Ocean Shores Police Department	0	23	6	4	13
Okanogan County Sheriff's Office	0	37	30	0	7
Olympia Police Department	0	221	193	9	19
Olympic National Park	0	28	0	0	28
Omak Police Department	0	46	30	3	13
Oroville Police Department	0	2	2	0	0
Orting Police Department	0	14	6	0	8
Othello Police Department	0	35	34	0	1
Pacific County Sheriff's Office - Long Beach	0	6	6	0	0
Pacific County Sheriff's Office - South Bend	0	20	8	0	12
Pacific Police Department	1	10	5	0	6
Pasco Police Department	0	279	197	13	69
Pend Oreille County Sheriff's Office	0	26	22	0	4
Pierce County Sheriff's Department	5	1254	760	34	465
Port Angeles Police Department	3	177	96	6	78
Port of Seattle Police Department	0	14	11	0	3
Port Orchard Police Department	2	47	29	1	19
Port Townsend Police Department	0	11	8	2	1
Poulsbo Police Department	0	18	18	0	0
Prosser Police Department	0	12	10	2	0
Pullman Police Department	0	148	87	17	44
Puyallup Police Department	1	150	120	2	29
Puyallup Tribal Police Department	0	16	4	1	11
Quincy Police Department	0	33	26	3	4
Raymond Police Department	0	17	10	1	6
Redmond Police Department	0	101	49	4	48
Renton Police Department	3	245	206	6	36
Republic Police Department	0	1	1	0	0

Agency	Pend. Start	Received	Completed	Cancelled	Pend. End
Richland Police Department	1	219	188	13	19
Ridgefield Police Department	0	2	1	1	0
Ritzville Police Department	0	3	3	0	0
Royal City Police Department	0	4	4	0	0
Ruston Police Department	0	0	0	0	0
Salem Police Department	0	1	1	0	0
San Juan County Sheriff's Office	0	17	6	1	10
Seattle Police Department	220	3234	2857	179	418
Sedro Woolley Police Department	0	50	23	1	26
Selah Police Department	0	21	19	2	0
Sequim Police Department	0	25	15	0	10
Shelton Police Department	0	39	25	3	11
Skagit County Sheriff's Office	2	84	57	3	26
Skamania County Sheriff's Office	0	47	20	2	25
Snohomish County Sheriff's Office	83	1116	886	59	254
Snohomish Police Department	0	8	6	1	1
Snoqualmie Police Department	0	25	22	1	2
Soap Lake Police Department	1	5	6	0	0
South Bend Police Department	0	6	6	0	0
Spokane County Sheriff's Office	4	958	849	44	69
Spokane Police Department	10	2259	1653	65	551
Spokane Tribal Police Department	0	1	1	0	0
Stanwood Police Department	0	24	21	0	3
Steilacoom Police Department	0	1	1	0	0
Stevens County Sheriff's Office	0	48	45	2	1
Stillaguamish Police Department	0	1	1	0	0
Sultan Police Department	1	8	8	0	1
Sumas Police Department	0	6	4	0	2
Sumner Police Department	0	17	12	2	3
Sunnyside Police Department	1	59	37	9	14
Suquamish Tribal Police Department	0	12	9	2	1
Swinomish Tribal Police Department	0	3	2	0	1
Tacoma Police Department	10	1633	1355	64	224

Appendix: Intake and Status Report of Submissions by Law Enforcement Agency; July 24, 2015 - September 30, 2022

Agency	Pend. Start	Received	Completed	Cancelled	Pend. End
Tenino Police Department	0	3	2	0	1
Thurston County Sheriff's Office	1	176	146	5	26
Tieton Police Department	0	2	1	0	1
Toledo Police Department	0	1	1	0	0
Toppenish Police Department	0	31	28	2	1
Tukwila Police Department	5	199	182	9	13
Tulalip Tribal Police Department	0	27	22	4	1
Tumwater Police Department	1	101	59	4	39
Twisp Police Department	0	2	2	0	0
Union Gap Police Department	0	47	38	4	5
University of Washington Police Department	0	13	9	1	3
Upper Skagit Tribal Police Department	0	2	2	0	0
Vancouver Police Department	10	1354	1211	84	69
Wahkiakum County Sheriff's Office	0	22	11	0	11
Walla Walla County Sheriff's Office	0	22	14	5	3
Walla Walla Police Department	2	117	53	23	43
Wapato Police Department	0	32	0	0	32
Warden Police Department	0	10	7	1	2
Washington State Parks	0	2	2	0	0
Washington State University Police Department	0	27	7	1	19
Washougal Police Department	0	42	27	0	15
Wenatchee Police Department	0	124	95	2	27
West Richland Police Department	1	43	41	0	3
Western Washington Univeristy Police Department	0	5	4	0	1
Westport Police Department	0	8	3	0	5
Whatcom County Sheriff's Office	4	221	110	17	98
Whitman County Sheriff's Office	0	24	23	0	1
Winlock Police Department	0	4	2	0	2
Woodland Police Department	1	0	1	0	
Woodway Police Department	0	14	14	0	1
WSP-Bellevue	0	2	2	0	0
WSP-Investigative Assistance Division	0	2	2	0	0
WSP-Marysville	0	0	0	0	0

Appendix: Intake and Status Report of Submissions by Law Enforcement Agency; July 24, 2015 - September 30, 2022

Agency	Pend. Start	Received	Completed	Cancelled	Pend. End
WSP-Missing & Exploited Children's Task Force (MECTF)	0	1	1	0	0
WSP-Moses Lake	0	1	1	0	0
WSP-Olympia	0	7	7	0	0
WSP-Spokane	0	6	6	0	0
WSP-Tacoma	0	16	13	2	1
WSP-Tumwater	0	1	0	1	0
WSP-Union Gap	0	4	4	0	0
WSP-Wenatchee	0	0	0	0	0
WSP-Vancouver	0	1	1	0	0
Yakima County Sheriff's Office	0	234	177	6	51
Yakima Police Department	10	772	438	47	297
Yelm Police Department	0	9	3	0	6
Zillah Police Department	0	2	2	0	0
Totals for 07/24/2015 to 09/30/2022	603	26679	20373	1331	5579