




**MINIMUM CHAIN
REQUIREMENTS**
*for vehicles and
combinations over
10,000 pounds GVWR*



WAC 204-24-050

All vehicles over 10,000 lbs. gross vehicle weight rating (GVWR) shall carry a minimum of two (2) extra chains for use in the event that road conditions require the use of more chains or in the event that chains in use are broken or otherwise made useless.

Approved chains for vehicles over 10,000 lbs. gross vehicle weight rating (GVWR) shall have at least two side chains to which are attached sufficient cross chains of hardened metal so that at least one cross chain is in contact with the road surface at all times. Plastic chains shall not be allowed. The State Patrol may approve other devices as chains if the devices are equivalent to regular chains in performance (*cable chains allowable*).

On the following routes all vehicles and combinations of vehicles over 10,000 lbs. gross vehicle weight rating (GVWR) shall carry sufficient tire chains to meet the requirements of WAC 204-24-050 from November 1 to April 1 of each year or at other times when chains are required for such vehicles:

Snoqualmie Pass

I-90 North Bend (MP 32) and Ellensburg (MP 101)

Blewett Pass

SR-97 between MP 145 and Milepost 185

Stevens Pass

SR-2 Dryden (MP 108) to Index (MP 36)

White Pass

SR-12 Packwood (MP 135) to Naches (MP 187)

Satus Pass

SR-97 Columbia River (MP 00) to Toppenish (MP 59)

Chinook Pass

SR-410 Enumclaw (MP 25) to SR-12 (MP 342)

Sherman Pass

SR-20 Tonasket (MP 262) to Kettle Falls (MP 342)

Omak to Nespelem

SR-155 Omak (MP 79) to Nespelem (MP 45)

Cle Elum to Teanaway

SR-970 Cle Elum (MP 0) to Teanaway (MP 10)

Gibbons Creek to Intersection of Cliffs Rd.

SR-14 Gibbons Creek (MP 18) to
Intersection of Cliffs Rd. (MP 108)

Newhalem to Winthrop

SR-20 Newhalem (MP 120) to Winthrop (MP 192)

Mt. Baker Highway

SR-542 (MP22) to (MP 57)

Ellensburg to Selah

I-82 from Ellensburg (MP 3) to Selah (MP 26)

Vehicles making local deliveries as indicated on bills of lading and not crossing the mountain pass are exempt from this requirement if operating outside of chain required area.

The Washington State Department of Transportation or Washington State Patrol may prohibit any vehicle from entering a chain/approved traction tire control area when it is determined that the vehicle will experience difficulty in safely traveling the area.

OVERSIZE LOAD MOVEMENTS

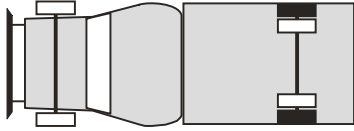
Movement by permit on mountain passes is prohibited where any of the following signs are displayed:

**Traction Advisory - Oversize Vehicles Prohibited
Vehicles Over 10,000 GVWR - Chains Required**

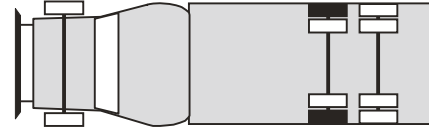
**All Vehicles - Chains Required
Except All-Wheel Drive**

WHEN SIGNS MARKED “VEHICLES OVER 10,000 GVWR” OR “ALL VEHICLES - CHAINS REQUIRED (EXCEPT ALL-WHEEL DRIVE)” ARE POSTED, ALL VEHICLES OVER 10,000 LBS. GVWR MUST HAVE TIRE CHAINS MOUNTED ON THE TIRES AS REQUIRED.

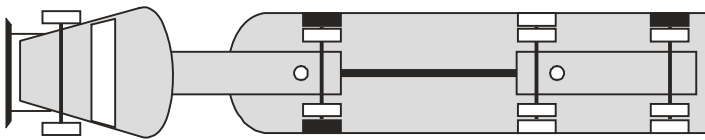
TWO TO FOUR AXLES



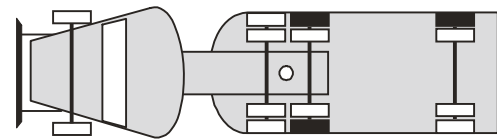
One tire on each side of the drive axle.



Either drive axle, one tire on each side, same axle.



One tire on each side of the drive axle and one tire on either side of the trailer. This includes auto transporters with single drive axles.

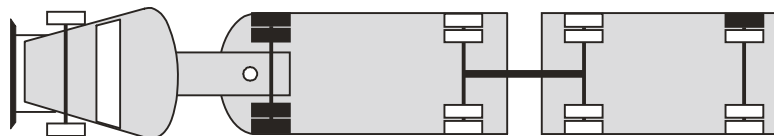


Either drive axle, one tire on each side of the same axle and one tire on either side of the trailer.

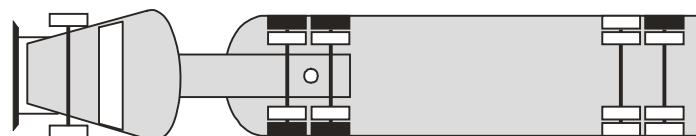
FIVE AXLES



All tires on one drive axle and one tire on either side of last trailer axle.



All tires on the drive axle and one tire on either side of the last axle of the last trailer.



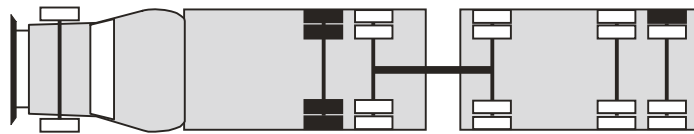
All tires on one drive axle or one tire on each side of both drive axles. One tire on either side of either trailer axle. This includes Automobile Transporters.

WHEN SIGNS MARKED “VEHICLES OVER 10,000 GVWR” OR “ALL VEHICLES - CHAINS REQUIRED (EXCEPT ALL-WHEEL DRIVE)” ARE POSTED, ALL VEHICLES OVER 10,000 LBS. GVWR MUST HAVE TIRE CHAINS MOUNTED ON THE TIRES AS REQUIRED.

SIX OR MORE AXLES



All tires on the drive axle and one tire on either side of the last axle of the last trailer.



All tires on one drive axle and one tire on either side of the last two axles.



All tires on one drive axle and one tire on either side of the last axle of the last trailer.



Only on six or more axle combinations when posted “ALL VEHICLES CHAINS REQUIRED” one additional tire on each side of the drive axle shall be chained.

WINTER ROAD INFORMATION

DEPARTMENT OF TRANSPORTATION:

<http://WWW.WSDOT.WA.GOV>

for traffic cameras and pass report information.

Or in state dial 511 or

from out of state 1-800-695-7623.

WASHINGTON STATE PATROL:

<http://WWW.WSP.WA.GOV>