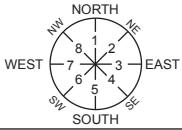



1	ROADWAY SURFACE CONDITION 1 Dry 2 Wet 3 Snow / Slush 4 Ice 5 Sand / Mud / Dirt 6 Oil 7 Standing Water 8 Other* 9 Unknown	CONTRIBUTING CIRCUMSTANCES - DRIVERS, PEDALCYCLISTS OR PEDESTRIANS (NO MORE THAN THREE PER UNIT) 1 Under Influence of Alcohol 2 Under Influence of Drugs 3 Exceeding Stated Speed Limit 4 Exceeding Reas. Safe Speed 5 Did Not Grant R/W to Vehicle 6 Improper Passing 7 Following Too Closely 8 Over Center Line 9 Failing to Signal 10 Improper Turn 11 Disregard Stop and Go Signal 12 Disregard Stop Sign / Flashing Red 13 Disregard Yield Sign / Flashing Yellow 14 Apparently Asleep 15 Improper Parking Location 16 Operating Defective Equipment 17 Other* (List in Narrative) 18 None 19 Improper Signal 20 Improper U-Turn 21 Light Violation: No Lights / Fail to Dim 22 Did Not Grant R/W to Pedestrian / Pedalcyclist 23 Inattention 24 Improper Backing 30 Disregard Flagger / Officer 31 Apparently Ill 32 Apparently Fatigued 33 Had Taken Medication 34 On Wrong Side of Road 35 Hitchhiking 36 Failure to Use Xwalk 40 Driver Operating Handheld Telecommunication Device 41 Driver Operating Hands-free Wireless Telecommunication Device 42 Driver Operating Other Electronic Devices (computers, navigational devices, etc.) 43 Driver Adjusting an Audio or Entertainment System 44 Driver Smoking 45 Driver Eating or Drinking 46 Driver Reading or Writing 47 Driver Grooming 48 Driver Interacting with Passengers, Animals or Objects Inside Vehicle 49 Other Driver Distractions Inside Vehicle 50 Driver Distractions Outside Vehicle 51 Unknown Driver Distraction 52 Driver Not Distracted	27 ①
2	WEATHER 1 Clear / Partly Cloudy 2 Overcast 3 Raining 4 Snowing 5 Fog / Smog / Smoke 6 Sleet / Hail / Freezing Rain 7 Severe Crosswind 8 Blowing Sand / Dirt / Snow 9 Other 0 Unknown		28 ②
3	LIGHT CONDITIONS 1 Daylight 2 Dawn 3 Dusk 4 Dark - Street Lights On 5 Dark - Street Lights Off 6 Dark - No Street Lights 7 Other* 9 Unknown		
4	WORK ZONE LOCATION 4 Within Work Zone 5 In External Traffic Backup Caused from Work Zone		
4a	WORK ZONE TYPE 1 Construction 2 Maintenance 3 Utility 9 Work Zone Type Unknown		29 ①
5	LOCATION CHARACTER (ONLY IF APPLICABLE) 1 Parking Lot 2 Bridge / Overpass 3 Underpass / Tunnel 4 Rest Area / Turn Out 5 Shopping Mall / Plaza 6 Park & Ride Lot 7 Ferry Dock 8 School Zone 9 Playground Zone 0 RR Crossing A Other*		
6	ROADWAY CHARACTER 1 Straight & Level 2 Straight & Grade 3 Straight at Hill Crest 4 Straight in Sag 5 Curve & Level 6 Curve & Grade 7 Curve at Hill Crest 8 Curve in Sag 9 Unknown		
7 ①	HAZARDOUS MATERIALS (IDENTIFY IN NARRATIVE) 1 Hazmat Transported - Not Released 2 Hazmat Transported - Released		31 ①
8 ②	TRAFFIC CONTROL 1 Signals 2 Stop Sign 3 Yield Sign 4 Flashing Red 5 Flashing Amber 6 RR Signal 7 Officer / Flagger 8 Other Traffic Control* 9 No Traffic Control 0 Unknown		
9 ①	POSTED SPEED MILES PER HOUR FOR EACH VEHICLE INVOLVED	VEHICLE ACTIONS (ONE PER VEHICLE) 1 Going Straight Ahead 2 Overtaking and Passing 3 Making Right Turn 4 Making Left Turn 5 Making U-Turn 6 Slowing 7 Stopped for Traffic 8 Stopped at Signal or Stop Sign 9 Stopped in Roadway 10 Starting in Traffic Lane 11 Starting From Parked Position 12 Merging (Entering Traffic) 13 Legally Parked, Occupied 14 Legally Parked, Unoccupied 15 Backing 16 Going Wrong Way on Divided Highway 17 Going Wrong Way on Ramp 18 Going Wrong Way on One-Way Street or Road 19 Other* 20 Changing Lanes 21 Illegally Parked, Occupied 22 Illegally Parked, Unoccupied	30 ②
10 ②		VEHICLE CONDITION (NO MORE THAN THREE PER VEHICLE) 1 Defective Brakes 2 Defective Headlights 3 Defective Rear Lights 4 Tires Worn or Smooth 5 Tires Punctured or Blown 6 Lost a Wheel 7 Defective Steering Mechanism 8 Power Failure 9 Headlights Glaring 10 Other Lights / Reflectors Insufficient 11 Other Defects* 12 No Defects 13 Motorcycle - Lights Off 14 Equipped with Studded Tires 15 Motorcycle Windshield Installed 16 Truck / Trailer Safety Inspection	32 ②
13 ①	TYPE OF ROADWAY 1 One Way 2 Two Way - Undivided 3 Two Way - Divided, with Barrier 4 Two Way - Divided, no Barrier 5 Reversible Road 6 Interchange Ramp 7 Alley 8 Center-Two Way Left Turn Lane 9 Driveway 0 Unknown A Other*	DIRECTION OF MOVEMENT (INDICATE BY NUMBER THE "FROM" AND "TO" MOVEMENT)  9 Vehicle Stopped 0 Vehicle Backing	33 ①
14 ②	ROADWAY SURFACE TYPE 1 Concrete 2 Blacktop 3 Brick or Wood Block 4 Gravel 5 Dirt 6 Other* 9 Unknown	SOBRIETY 1 HBD - Ability Impaired 2 HBD - Ability Not Impaired 3 HBD - Sobriety Unknown 4 Had Not Been Drinking 9 Unknown	34 ②
15 ①	VEHICLE CLASSIFICATION (ONLY IF APPLICABLE) 1 Trailer w/GVWR of 10,001 lbs. or more, if GVWR of combined vehicle(s) is 26,001 lbs. or more - CDL required. 2 Single vehicle w/GVWR of 26,001 lbs. or more; or any school bus regardless of size - CDL required. 3 Single vehicle of 26,000 lbs. or less, designed to carry 16 passengers or more; or any vehicle regardless of size which requires a HAZ MAT Placard - CDL required. 4 Commercial vehicle transporting 16 passengers or less - No CDL endorsement required.	ALCOHOL TEST 97 Test Given - Results Pending OR: List Actual Test 98 Test Given - No Results Results in 100ths 99 Test Refused	35 ①
16 ②	PEDESTRIAN / PEDALCYCLIST WAS USING: 1 Sidewalk 2 Walkway 3 Shoulder 4 Marked X Walk 5 Unmarked X Walk 6 Other* 7 Designated Bike Route 8 Roadway	DRE ASSESSMENT (NO MORE THAN 2 PER UNIT) 1 CNS - Depressants 2 CNS - Stimulants 3 Hallucinogens 4 PCP 5 Narcotic Analgesics 6 Inhalants 7 Cannabis 8 Drug Combinations 9 Drug Impaired, Type Not Determined 0 Not Drug Impaired	36 ②
17 ①	PEDESTRIAN / PEDALCYCLIST CLOTHING VISIBILITY 1 Dark 2 Light 3 Mixed 4 Retro - Reflective 5 Other Reflective Apparel* - Shoes, Patches	VEHICLE OVERRIDE / UNDERRIDE 1 No Override or Underride 2 Striking Vehicle Overrides other Vehicle 3 Striking Vehicle Underrides other Vehicle 4 Override or Underride Unknown	37 ①
18 ②	PEDESTRIAN ACTION (ONE PER UNIT) 1 Xing at Intersection with Signal 2 Xing at Intersection Against Signal 3 Xing at Intersection - No Signal 4 Xing at Intersection - Diagonally 5 From Behind Parked Vehicle 6 Xing - Non Intersection - No X Walk 7 Xing - Non Intersection - In X Walk 8 Walk'g in Roadway with Traffic 9 Walk'g in Roadway Opposite Traffic 10 Walk'g on Roadway Shoulder with Traffic 11 Walking on Roadway Shoulder Opposite Traffic 12 Standing or Working in Roadway 13 Pushing or Working on Vehicle 14 Playing in Roadway 15 Lying in Roadway 16 Not in Roadway 17 All Other Actions* 18 Fell or Pushed Into Path of Vehicle 19 At Intersection Not Using Crosswalk	STATE OF WASHINGTON POLICE TRAFFIC COLLISION REPORT OVERLAY 3000-345-359 Rev. (3/11) 	38 ②
19 ①	PEDALCYCLIST ACTION (ONE PER UNIT) 43 Xing Diagonally 44 Riding with Traffic 45 Riding Against Traffic 46 Fell or Pushed Into Path of Vehicle 47 Cyclist Turned Into Path of Vehicle - Same Direction 48 Cyclist Turned Into Path of Vehicle - Opposite Direction 49 All Other Actions* 50 Xing or Entering Trafficway	① UNIT #1 ② UNIT #2 *DESCRIBE IN THE NARRATIVE	39 ①
20 ②			40 ②
21 ①			41 ①
22 ②			42 ②
23 ①			43 ①
24 ②			44 ②
25 ①			45 ①
26 ②			46 ②

INSTRUCTIONS

This Police Traffic Collision Report is designed to use computer technology to read and record your printed responses. To ensure accuracy, please follow these instructions when completing the report.

When the information requested is not available or not applicable, leave that portion of the report blank.

Print in block capital letters using a black ball-point pen with a medium tip; do not use a pencil or felt-tip pen. Please follow the examples below:

A B C D E F G H I J K L M N O P Q R S T U V W X Y Z 1 2 3 4 5 6 7 8 9 0

Note: sevens and zeros should not be crossed

Items requiring a box to be marked should be filled in as follows:

RIGHT **WRONG**

When the information requested is not available or not applicable, leave that portion of the form blank.
Enter the pre-printed REPORT NO. found at the top right of Part A, on all subsequent pages.
Include the REPORT NO. if you are providing exchange of information to individuals involved.

If applicable to your jurisdiction, enter the Case # on all pages.

Use the Unit #1 section of Part A to capture information on motor vehicle drivers or pedalcyclists.

Use the Unit #2 section of Part A to capture information on motor vehicle drivers, pedalcyclists, pedestrians or property owners.

Use the applicable Status codes to further describe pedestrians or pedalcyclists involved.

Use the Additional Persons Involved section of Part B to capture information on vehicle passengers or witnesses only.

Use the Supplemental Police Traffic Collision Report to capture information on additional units.

WHEN TO USE THE COMMERCIAL MOTOR CARRIER PORTION OF THE REPORT
 (See Supplemental Police Traffic Collision Report)

Answers to questions below determine use.

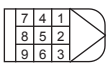
Did this collision involve -	Yes	No
1 A truck with at least 2 axles and 6 tires?	_____	_____
2 A bus with seats for 16 or more people, including driver?	_____	_____
3 Any vehicle requiring a hazardous material placard?	_____	_____

STOP - If response to all above questions is "No", do not complete the Commercial Motor Carrier portion of report.

4 A fatal injury?	_____	_____
5 An injured person who was transported for immediate medical attention?	_____	_____
6 A vehicle which was towed because of disabling damage?	_____	_____
7 A vehicle requiring intervening assistance before proceeding under its own power? (e.g., towed from ditch, etc.)	_____	_____

STOP - If response to the last four items is "No", do not complete the Commercial Motor Carrier portion of report.

USE THE FOLLOWING CODES ON THE COMMERCIAL MOTOR CARRIER PORTION OF THE REPORT.		
VEHICLE TYPE 1 Bus 2 Single-unit Truck; 2 axle, 6 tires 3 Single-unit Truck; 3 or more axles 4 Truck/Trailer 5 Truck Tractor (Bob-tail) 6 Tractor/Semi-Trailer 7 Tractor/Doubles 8 Tractor/Triples 9 Other/Cannot Classify	CARGO BODY TYPE 1 Bus 2 Van/Enclosed Box 3 Cargo Tank 4 Flatbed 5 Dump 6 Concrete Mixer 7 Auto Transporter 8 Garbage/Refuse 9 Other	NAME SOURCE (CARRIER) 1 Side of Vehicle 2 Shipping Papers 3 Driver 4 Log Book

USE THE FOLLOWING CODES FOR STATUS, SEAT POSITION, AIRBAG, RESTRAINT SYSTEMS, EJECTION, HELMET USE AND INJURY CLASS						
STATUS OF PEDESTRIAN/ PEDALCYCLIST 1 Bicyclist 2 Tricyclist 3 Person on Foot 4 Roller Skater / Skateboarder 5 Non-Motorized Wheelchair 6 Motorized Wheelchair 7 Flagger 8 Roadway Worker 9 Emergency Response Personnel 0 Other*	SEAT POSITION  10 Other Position* 11 Position Unknown 12 Motorcycle 13 Outside of Vehicle	AIRBAG 1 Not Airbag Equipped 2 Not Deployed 3 Deployed - Front 4 Deployed - Side 5 Deployed - Other 6 Deployed - Combination 9 Deployment Unknown	RESTRAINT SYSTEMS 1 No Restraints Used 2 Lap Belt Used 3 Shoulder Belt Used 4 Lap & Shoulder Belt Used 5 Child Infant Seat Used 6 Child Convertible Seat Used 7 Child Built-In Seat Used 8 Child Booster Seat Used 9 Unknown	EJECTION 1 Not Ejected 2 Totally Ejected 3 Partially Ejected 9 Unknown	HELMET USE FOR MOTORCYCLISTS, PEDALCYCLISTS, SKATERS OR SKATEBOARDERS 1 Helmet Used 2 Helmet Not Used 9 Other	INJURY CLASS 1 No Injury 2 Dead at Scene 3 Dead on Arrival 4 Died at Hospital 5 Serious Injury 6 Non Disabling (Evident Injury) 7 Possible Injury

* DESCRIBE IN THE NARRATIVE.