

Convicted Offender DNA Collection




Working together to improve the process

Washington State Patrol
CODIS Laboratory
February 2011

Washington CODIS Laboratory

CODIS stands for the Combined DNA Index System and is composed of DNA databases that store DNA profiles from:

- Convicted offenders
- Forensic casework samples
- Relatives of missing persons
- Unidentified human remains



The Federal Bureau of Investigation oversees CODIS, and the database contains samples submitted by all 50 states in the US, Puerto Rico, the FBI, and the Armed Forces DNA Identification Laboratory

CODIS Numbers

At the national level of CODIS (as of January 2011) there are approximately

- 9.2 million convicted offender DNA profiles
- 356,000 forensic specimens (samples from crime scenes)

In our state level database (as of January 2011), Washington has

- Roughly 193,600 convicted offender profiles
- Over 3,500 forensic specimens




On a regular basis, samples from the Washington State database are compared to each other, and to samples at the national level to see if there are any matches.

A CODIS “hit”

When there is a match between two DNA samples in CODIS that provides an investigative lead, it is considered a **hit**.

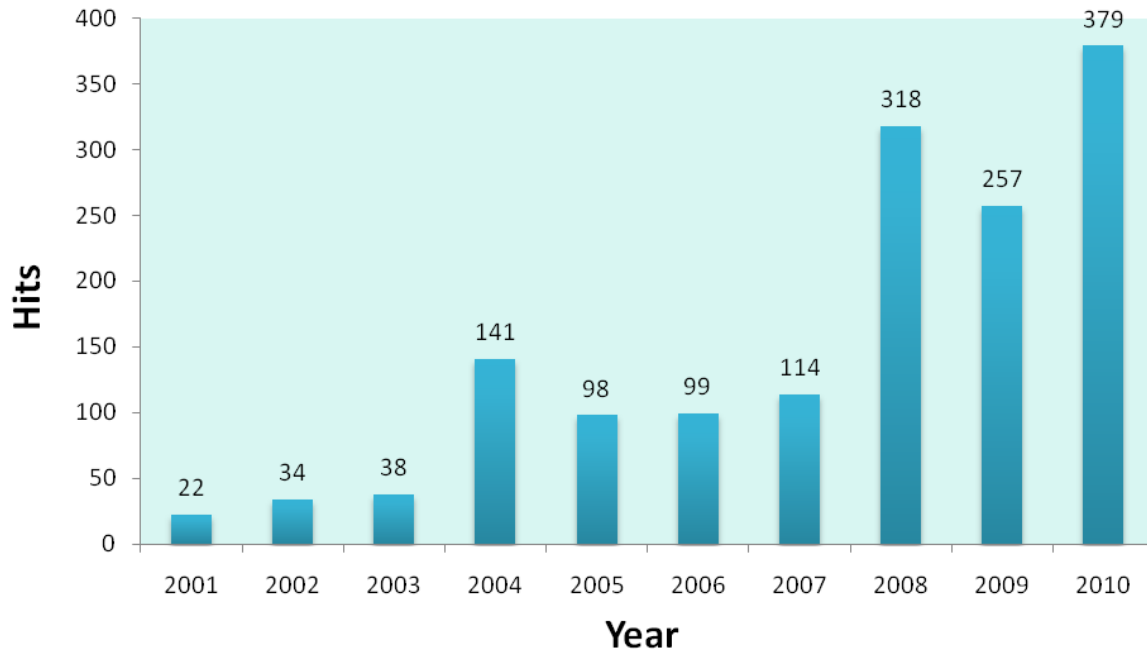
Hits routinely occur between a convicted offender sample and a forensic unknown sample (a sample collected from a crime scene). Sometimes a hit occurs between two forensic unknown samples. Hits are important because they can:

- 👍 Provide detectives with a new suspect or investigative lead
- 👍 Link multiple (serial) cases across the state or across the country
- 👍 Exonerate a possible suspect



Hits in Washington State

Yearly CODIS Hits In Washington State



Washington State has had **1,500** hits since 2001!

These hits have aided numerous investigations, and the CODIS Lab could not have accomplished this without the diligence of its collectors!

Each CODIS Hit Can Make a Significant Impact

The 2009 rape conviction of a Lynnwood, WA man is a great example of the power of the CODIS database and the importance of convicted offender sample submissions. An unsolved rape of a 13 year-old girl from 2002, was given new life when CODIS matched the casework forensic profile to the convicted offender profile of Dennis Wiseman. Wiseman's DNA sample was obtained for a 2008 conviction of first degree malicious mischief.

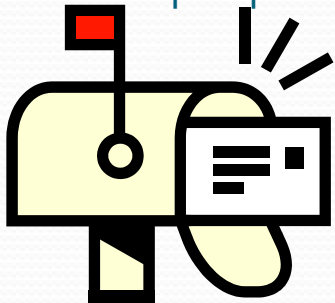
Though it took seven years, thanks to the CODIS program and our collectors Wiseman's victim was finally able to receive some closure, and the knowledge that her attacker is being held responsible. This case is another fantastic reminder of the impact the CODIS program has on all of our communities.

How the CODIS Lab Receives Convicted Offender DNA Samples

Convicted Offender DNA collection kits are provided at no charge by the WSP Crime Laboratory Convicted Offender Program to collecting agencies. Jails, prisons, corrections centers, courts, and police departments across the state send their submissions to the lab.

The WSP CODIS laboratory in Seattle receives an average of 1,400 convicted offender samples per month.

Upon receipt, these samples are reviewed for correctness, entered into the laboratory information system, labeled, and prepared for DNA analysis.

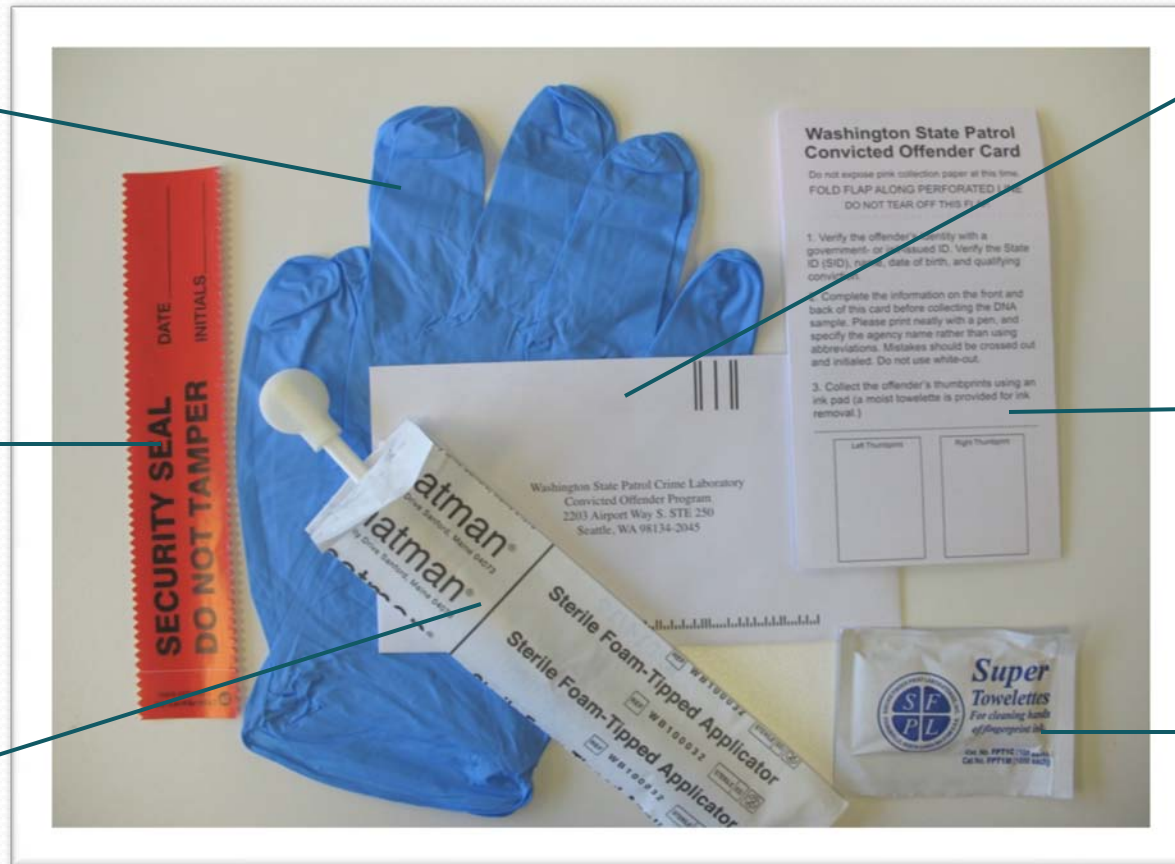


Convicted Offender DNA Collection Kit

Nitrile gloves

Security seal

Foam-tipped swab



Return envelope

All-in-one instruction sheet, submission card & DNA collection paper

Moist towelette

Customized Collection Kits

If your agency does not require the nitrile gloves or moist towelette included in the DNA collection kit, please let us know. We can customize your order to omit these item(s). In these cases, please place your kit orders at least two weeks in advance.

To order DNA collection kits, please contact CODIS staff at confel@wsp.wa.gov or 206-262-6020

Convicted Offender DNA Typing

Using robotics, over 1,500 convicted offender DNA samples are typed in-house every month.



The CODIS Lab Needs Your Help!

Nearly 40% of the samples received need special attention due to:

- Incorrectly filled out submission cards
 - Missing SID number
 - Collector not signing the card and/or printing their name
 - Inappropriate or incomplete offense information
 - Sloppy handwriting
 - Poor or incomplete fingerprints
- Not enough DNA on the DNA collection paper

Improperly documented submission cards must be investigated on a daily basis. Collectors can help reduce this time-consuming problem. Correctly filled out submission cards and good quality DNA samples help ensure that samples can be analyzed and uploaded to CODIS. Collectors have a direct connection to the generation of CODIS hits!

Duplicate Samples

- Currently 20% of the convicted offender samples we receive are duplicates - there is already at least one sample on file for these offenders.
- This translates into roughly \$1,000 a month unnecessarily spent on collection kits alone. This is in addition to the time spent by the collector during sample collection, and by the CODIS lab checking and logging in these duplicate samples.

RCW 43.43.754 :

“If the Washington state patrol crime laboratory already has a DNA sample from an individual for a qualifying offense, a subsequent submission is not required to be submitted.”

SID Numbers and Duplicate Samples

- The WSP CODIS Laboratory has linked its laboratory system to an offender's Washington State criminal history record (WATCH/WASIC) through the use of the SID (state identification number). This connection allows anyone with access to criminal records to determine if an offender's DNA sample has been previously collected.
- The WSP CODIS Laboratory requests that collectors check an offender's criminal history in WATCH prior to collecting a DNA sample. Only individuals listed as "DNA TAKEN: N" need to have a sample collected.
- This will decrease the number of duplicates the WSP CODIS Lab receives, and the number of samples an agency collects.

If there is ever a question about whether or not the CODIS Lab has a sample for an individual, please call!

A CODIS staff member can be reached at (206) 262-6020.

Checking DNA Collection Status in WATCH

https://watchcj.wsp.wa.gov/Inbox?RIndex=0 - Microsoft Internet Explorer

File Edit View Favorites Tools Help Links >>

SID NUMBER	NAME	FBI NUMBER	DOC NUMBER
WA [REDACTED]	[REDACTED]	[REDACTED]	[REDACTED]

PERSON INFORMATION

SEX	RACE	HEIGHT	WEIGHT	EYES	HAIR	PLACE OF BIRTH	CITIZENSHIP
M	B	601	230	BRO	BLK	OR NJ	US

NAMES USED	DATES OF BIRTH	SOC SEC NUMBER	MISC NUMBER
	[REDACTED]	[REDACTED]	

DNA TAKEN: Y DNA TYPED: Y

SCARS, MARKS, TATTOOS, AMPUTATIONS

LOCATION	DESCRIPTION	LOCATION	DESCRIPTION
SC	FHD		

Requesting Access to WATCH

If your agency does not currently have access to criminal history records you can request a WATCH account. This resource is free to all criminal justice agencies and the application packet is available online.

To request access to WATCH:

- Go to <http://watchcj.wsp.wa.gov>
- Click on "Forms" on the upper left.
- Click on "WATCH-CJ Account Application Packet" and fill out the form.
- FAX the form to (360) 534-2073

WATCH^{CJ}
WASHINGTON ACCESS TO CRIMINAL HISTORY

SID Numbers Are Required

A SID number is required before a DNA sample can be accepted for laboratory analysis. After checking in WATCH, if an offender does not have a SID number, the following alternatives are acceptable:

Juvenile Offenders


If a juvenile does not have a SID number, a JUVIS number is acceptable.

Adult Offenders

If an adult offender does not have a SID, please use a DOC number, your local ID number, or an FBI number

Fingerprints

The thumbprints on the submission cards are *crucial* to our identity verification process when there is a CODIS hit.



Both fingerprints must be clear and complete. The entire thumbprint, especially the center should be present, and the white space between the ridges clearly visible.

Fingerprints



Good quality print



Bad quality print

Too much ink when fingerprinting can result in smudged prints, and too little ink in an incomplete print.

Tools for fingerprinting

The WSP Criminal Records TenPrint experts suggest these tools for achieving the best fingerprints:

Porelon® Fingerprint Pad
Item # FPT265
\$21.75



Printover™ Tabs
Item # FPT108R
\$9.50 - \$21.00 (rolls of 100 to 500)



Printover tabs allow you to “re-do” a messy or incomplete print. Simply place the tab with the good thumbprint over the messy print.

Submission Card - Offender Information

Verify the identity of the offender before collecting their sample (a picture ID is best practice).

The submission card should be filled out completely and neatly – it is read by people who do not know you or your handwriting.

The printing on this card is too messy and the SID number is missing

DNA Collection

Make sure there is nothing in the offender's mouth before collecting. If there is, have them clean their mouth and wait 15 minutes before collecting the sample.

Have the offender drink some water before collection. The offender should not collect their own sample.

Swab between the cheek and gum on one side of the mouth for ~30 seconds. Flip the swab over and repeat on other side of mouth.


Press the swab onto one of the circles – you should see a color change from pink to white. Flip the swab over and press the other side to the second circle. A rocking motion can help to transfer sample to the DNA collection paper.




Example of a good sample

DNA Collection, cont'd

Some examples of inappropriate sample collection:



Try not to rub; A rocking motion works best



This sample is too weak



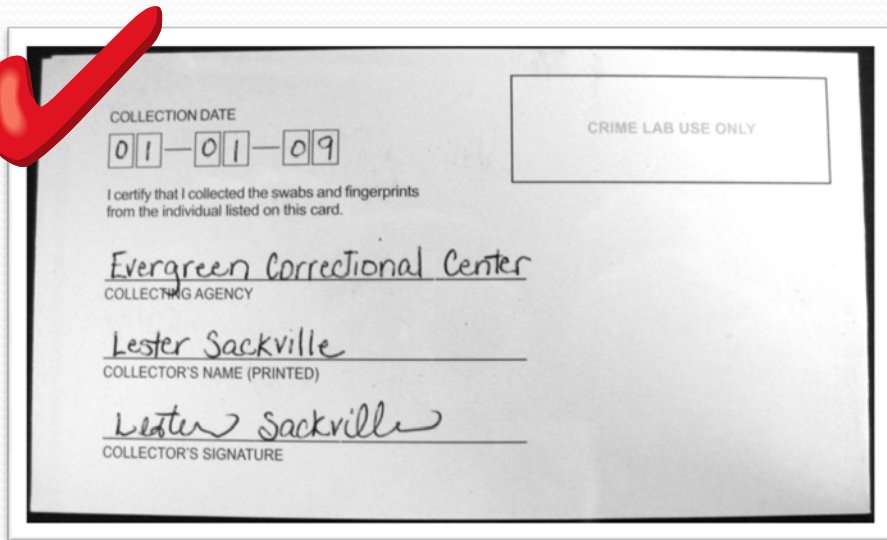
**Don't forget to fill out the back of
the submission card!**

Collector Information

A properly filled out card

Notice that the collector's name and agency name are filled out completely – agency abbreviations can be confusing.

Also note that the collector signed and dated the card.

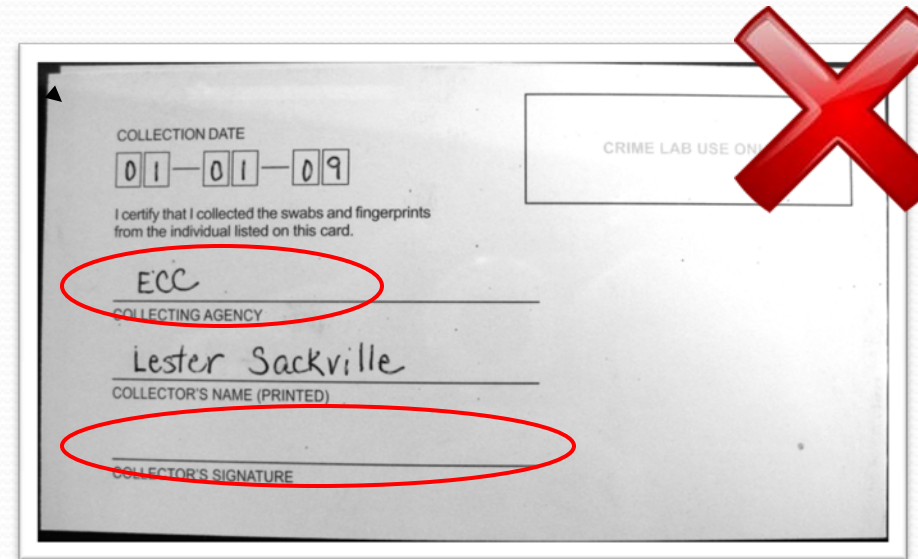


A collector information card with a red checkmark in the top left corner. The card contains the following information:

- COLLECTION DATE: 01-01-09
- CRIME LAB USE ONLY: (empty box)
- I certify that I collected the swabs and fingerprints from the individual listed on this card.
- COLLECTING AGENCY: Evergreen Correctional Center
- COLLECTOR'S NAME (PRINTED): Lester Sackville
- COLLECTOR'S SIGNATURE: Lester Sackville

An inappropriate submission

This card would be rejected because the collector did not sign the card. Also, the agency abbreviation is vague.



A collector information card with a red X mark in the top right corner. The card contains the following information:

- COLLECTION DATE: 01-01-09
- CRIME LAB USE ONLY: (empty box)
- I certify that I collected the swabs and fingerprints from the individual listed on this card.
- COLLECTING AGENCY: ECC
- COLLECTOR'S NAME (PRINTED): Lester Sackville
- COLLECTOR'S SIGNATURE: (empty line)

Offense Information

An offender must be convicted of a qualifying offense before a sample can be collected from them.

The offense degree must be indicated since lesser degrees are not necessarily qualifying offenses.

This is acceptable:

OFFENSE (WITH DEGREE, IF APPLICABLE)

Theft 2

Note the degree is listed

These are unacceptable:

OFFENSE (WITH DEGREE, IF APPLICABLE)

9A.60.040

Do not use RCW numbers – spell out the offense

OFFENSE (WITH DEGREE, IF APPLICABLE)

CM1

Unclear abbreviation – “child mol 1” would be more appropriate

OFFENSE (WITH DEGREE, IF APPLICABLE)

Assault

No degree listed – Assault 4 is not a covered offense without sexual motivation

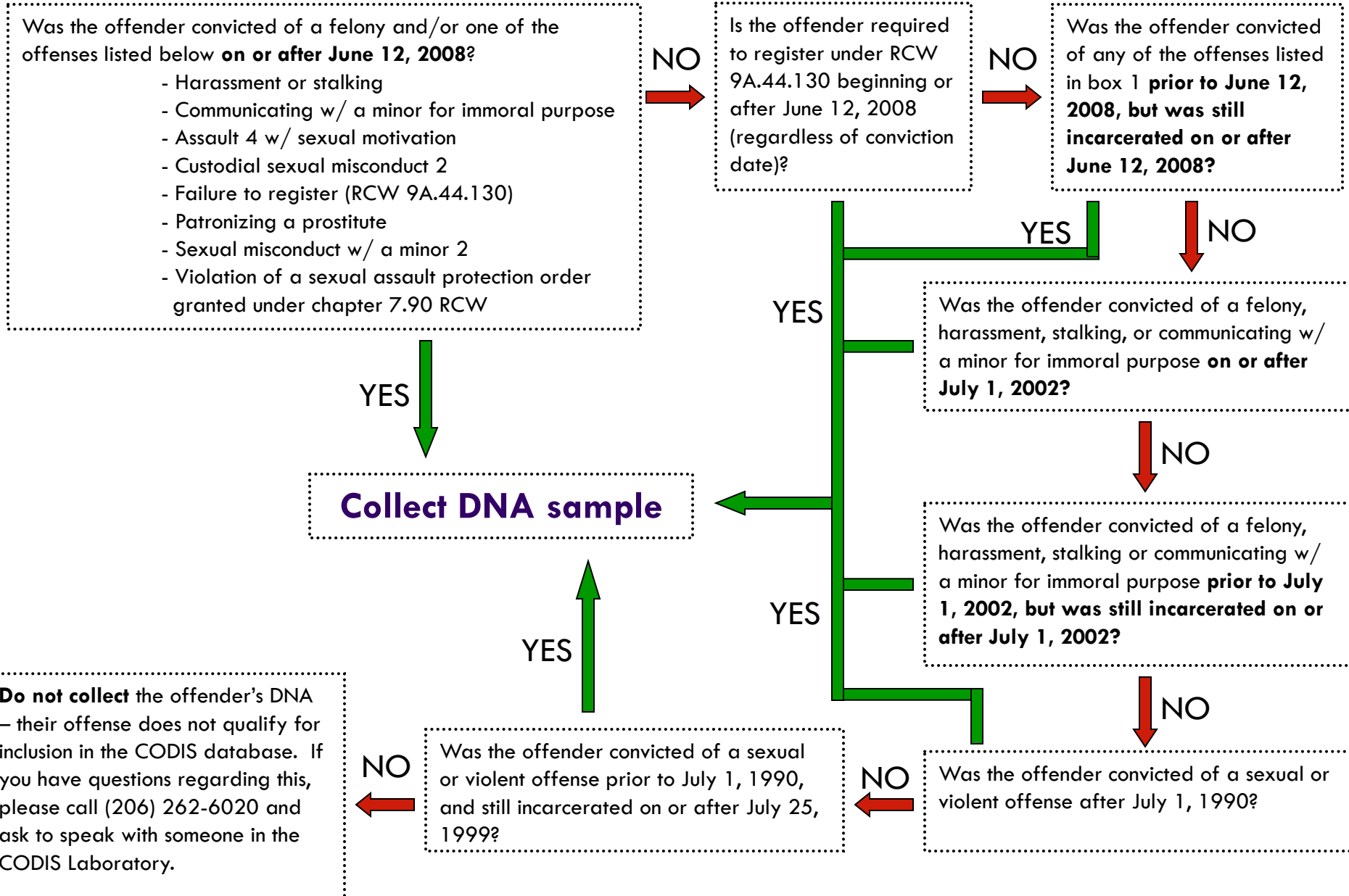
What is a qualifying offense?

According to the Washington State Convicted Felon law passed in July of 2002, and legislation passed in June of 2008, the agencies of the state of Washington are required to collect samples for DNA analysis from offenders (adult and juvenile) convicted of any of the following:

- A felony (RCW 43.43.754)
- Harassment (RCW 9A.46.020)
- Stalking (RCW 9A.46.110)
- Communication with a minor for immoral purposes (RCW 9.68A.090)
- Assault in the 4th degree with sexual motivation (RCW 9A.36.041)
- Custodial sexual misconduct in the 2nd degree (RCW 9A.44.170)
- Failure to register (RCW 9A.44.130)
- Patronizing a prostitute (RCW 9A.88.110)
- Sexual misconduct with a minor in the 2nd degree (RCW 9A.44.096)
- Violation of a sexual assault protection order granted under chapter 7.90 RCW
- Any adult or juvenile who is required to register under RCW 9A.44.130 (sex and kidnapping offenders)

(Please see the following slide for more detail on qualifying offenses and required dates of conviction or incarceration)

Does My Convicted Offender's Offense Qualify?



In Summary

Most of the submission cards and DNA samples received are collected correctly, however, following the details outlined here would help tremendously.

Thank you for all of your assistance in the Convicted Offender DNA program. The success of CODIS has been demonstrated by the thousands of matches it has generated across the nation. Providing investigative leads and linking serial cases are invaluable for both the criminal justice community as well as the population at large. Without your diligence, the WSP CODIS laboratory could not report the successes its had!



Contact Information

confel@wsp.wa.gov
(206)262-6020

General questions about the program, DNA collection, or ordering more kits.

When calling ask for a CODIS staff member.

(206) 262-6054

Questions specific to the CODIS database

Jean Johnston, CODIS manager